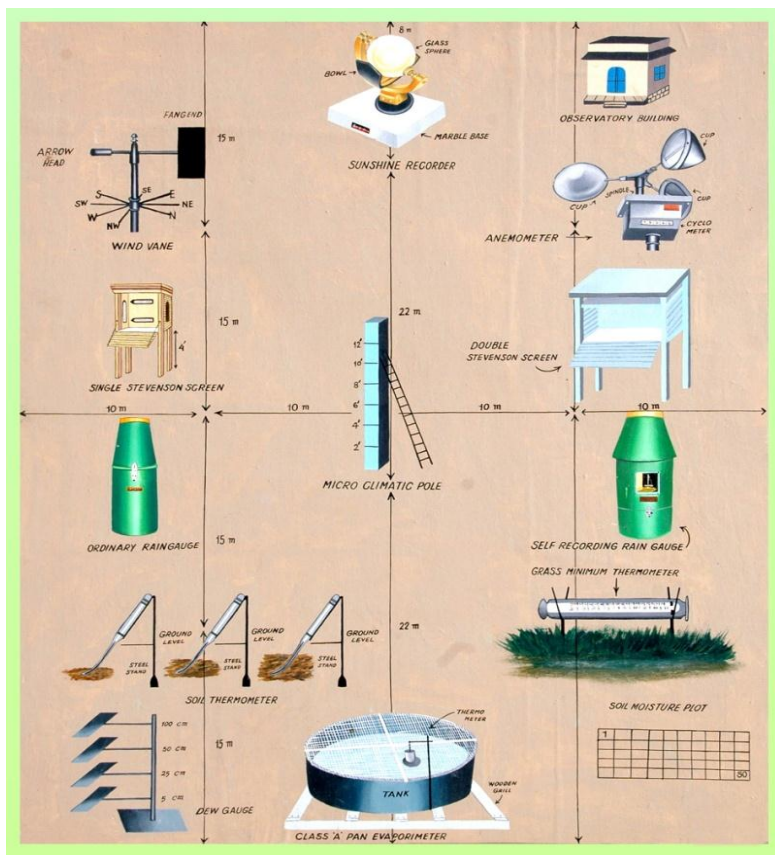


Annual Weather Report - 2024



*Dr. S. J. Sindhi, Dr. P. K. Chovatia, B. V. Parmar,
D. R. Vaghasiya, and U. B. Parmar*



**AGROMETEOROLOGICAL CELL
DEPARTMENT OF AGRONOMY
COLLEGE OF AGRICULTURE
JUNAGADH AGRICULTURAL UNIVERSITY
JUNAGADH (GUJARAT) – 362 001**

PREFACE

Crop yield is the function of many factors like weather, soil fertility and water management. Of these, weather plays an important role. Yield of a crop depends on the weather conditions during a season. At all Agricultural Research Stations Agro-meteorological observations are recorded from the observatories to study the crop weather relationship.

*The **Annual Weather Report** has been published by this department every year using observed weather data at the observatory located at Instructional Farm. The report carries daily, weekly, monthly, seasonal and annual weather data pertaining to all parameters like air and soil temperatures, rainfall, relative humidity, wind speed, wind direction, bright sunshine hour and evaporation. The bulletin also contains the frequency of hot days during summer, cold days during winter, cloudy days and rainy days during monsoon seasons for last 40 years (1985-2024) which is very useful for climate variability study.*

This type of Annual Weather Report should be published at all Research Stations using their respective observatory data which will be useful for future studies. This will be useful for all the research scientists and post graduate students for interpretation of weather conditions during their field experiments. This compilation is appreciated for easy availability of weather data for all us

*Professor and Head
Department of Agronomy
College of Agriculture
JAU, Junagadh*

CONTENTS

Table No.	Title	Page
	Introduction, Methodology and Summary	1
1	Daily rainfall at Junagadh	3
2 (A/B)	Weekly mean weather data	5
2 (C)	Weekly normal weather data	7
3 (A/B)	Monthly mean weather data	8
4(A/B/C/D)	Seasonal weather conditions	9
5	Frequency of cloud days, rainy days and amount of rainfall	11
6	Number of hot days in summer season	13
7	Number of cold days in winter season	14
8	Mean minimum and lowest minimum temperature during winter season	15
9	Mean maximum and highest maximum temperature during summer season	16
10	Decadal rainfall at Junagadh	17
	Appendix-1: Daily weather data	18
	Appendix-2: Standard meteorological periods and weeks	43

LIST OF ABBREVIATIONS AND SYMBOLS

Abbreviation/ Symbol	Meaning
°C	Degree Celsius
BSS	Bright Sun Shine
C.D.	Critical Difference
C.V.	Co-efficient of Variance
DB	Dry Bulb
d.f.	Degree of Freedom
Evapo	Evaporation
Fig	Figure
h	Hour
hrs	Hours
I	Morning hours
II	Afternoon hours
km	Kilometre
km/h	Kilometre per hour
Max	Maximum
Min	Minimum
mm	Millimetres
mm/day	Millimetres per day
mmHg	Millimeters of mercury
No.	Number
RF	Rainfall
RH	Relative Humidity
S.D.	Standard Deviation
Temp	Temperature
WB	Wet Bulb
WS	Wind Speed

INTRODUCTION

Weather conditions during crop seasons strongly influence the crop growth and development. The variation in crop productivity is mainly due to weather fluctuations. Weather and climate are the important factors determining the growth, development and yield of crops. Weather conditions affect the agricultural operations and experimental treatments also. Crop yields are the integrated result of external and internal processes that occur during the crop growing period. The external environment is the climate which regulates and the weather determines the growth and development and finally the yield of the crop. It is therefore; necessary to measure the meteorological parameters in all agricultural experimental stations. The interpretation of experimental results in the light of weather conditions prevailing during the period of crop growth is important. Weather observations are also required for accurate weather forecasting and comparison of forecasted weather.

In view of the above the weather parameters recorded at the Agro meteorological observatory, Department of Agronomy, Junagadh Agricultural University, Junagadh from 1st January, 2024 to 31st December, 2024 were analysed and presented in this report.

METHODOLOGY

The daily, weekly, monthly, seasonal and annual weather data are presented along with the entire statistical parameters viz. mean, standard deviation, coefficient of variation, lowest and highest values. The year is divided into four seasons viz. winter (December to February), summer (March to May), monsoon (June to September) and post monsoon (October and November).

The hot days, cold days, cloudy days and rainy days for last 39 years (1985-2023) are also presented in this report.

- A **hot day** is a day with maximum temperature 40 °C or more than 40 °C.
- A **cold day** is a day with minimum temperature 10 °C or less than 10 °C.
- A **rainy day** is a day receiving a 2.5 mm of rainfall or more.
- A **cloudy day** is a day with less than 2.0 hours bright sunshine hours.

SUMMARY

The variation and distribution of all-weather parameters viz. rainfall, temperature, wind speed, bright sunshine hours and evaporation are discussed below.

1. Rainfall and rainy days

An annual rainfall of 2302.5 mm was received in 61 rainy days. Whereas, monsoon rainfall of 2207.8 mm was received in 53 rainy days during the year 2024. The rain commenced from 24th June at normal onset of monsoon and extended up to 30th September. The post monsoon rainfall of 88.5 mm was received in 07 rainy days in the reporting year.

2. Maximum temperature

The highest maximum temperature of 44.7⁰ C was recorded on 22th May, 2024.

3. Minimum Temperature

The lowest minimum temperature of 8.6⁰ C was recorded on 29th December, 2024.

Summary of weather parameters during 2024

Annual rainfall (rainy days)	:	2302.5 (61)
Seasonal rainfall (rainy days)	:	2207.8 (53)
Onset of monsoon	:	24 th June, 2024
Withdrawal of monsoon	:	30 th September, 2024
Maximum temperature	:	44.7 ⁰ C (22/05/2024)
Minimum temperature	:	8.6 ⁰ C (23/12/2024)
Wind speed	:	5.5 km/hour
Evaporation	:	5.3 mm / day
Bright sunshine	:	6.5 hrs

TABLE-1 DAILY RAINFALL (mm) AT JUNAGADH -YEAR-2024

Date	Jan	Feb	Mar	Apr	May	Jun	Jul	Aug	Sep	Oct	Nov	Dec
1							145.1	2.4				
2							308.6	2.7				
3								7.1				
4							0.2	21.2				
5							6.2	5.7				
6							1.1	1.4	5.8			
7								3.8	1.6			
8								1.9	4.0			
9							23.2	1.3				
10							49.1	3.4	2.7			
11							2.5	5.4	2.6	0.6		
12							14.1	2.5		5.7		
13							12.0	14.3		0.9		
14							0.6	6.4		6.4		
15							1.0	2.7	0.3			
16					6.2		28.6	0.4				
17						0.6	32.0	5.5		14.7		
18							6.6	1.1				
19						0.5	137.1					
20							151.5			5.9		
21							82.4			36.8		
22							89.2			9.9		
23							82.3			7.6		
24						102.9	84.4	4.5				
25						1.0	11.7	43.1				
26						33.9	1.8	16.5	11.5			
27						65.9	1.1	81.3	32.5			
28						1.5	0.5	105.7	126.0			
29						6.1	2.8	80.1	6.6			
30						7.6	15.9	6.8	73.9			
31							1.1	0.4				
Total	0.0	0.0	0.0	0.0	6.2	220.0	1292.7	427.6	267.5	88.5	0.0	0.0
R. Days	0	0	0	0	1	5	20	19	9	7	0	0
Grand Total : 2302.5					Rainy Days: 61							
< 2.5	31	29	31	30	30	25	11	12	21	24	30	31
2.5 - 10	0	0	0	0	1	2	4	12	5	5	0	0
10.- 30	0	0	0	0	0	0	6	0	1	1	0	0
30-60	0	0	0	0	0	1	2	1	1	1	0	0
>60	0	0	0	0	0	2	8	3	2	0	0	0

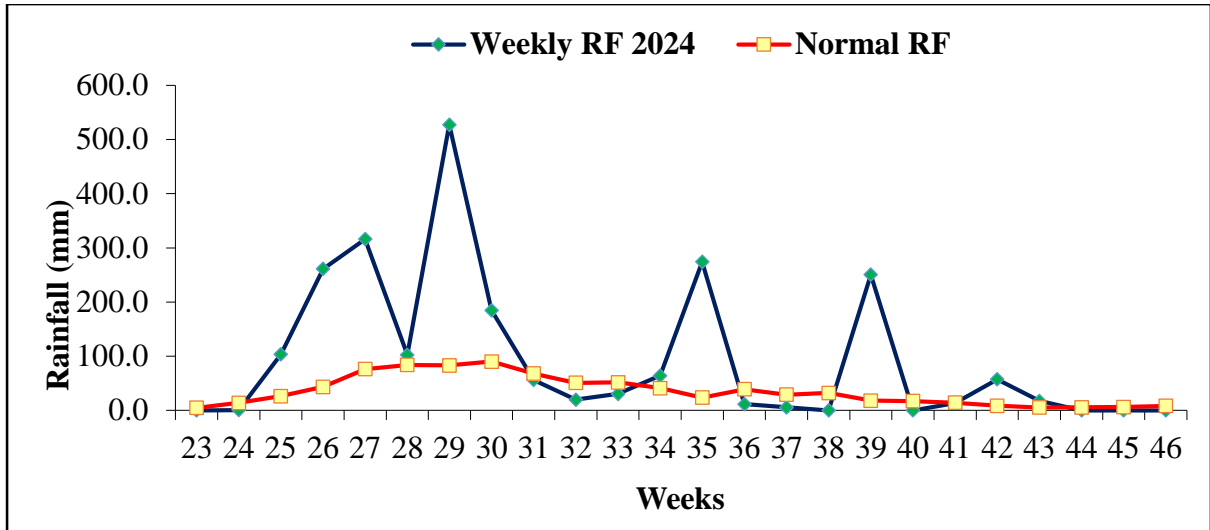


Fig. 1:- Weekly rainfall pattern-2024

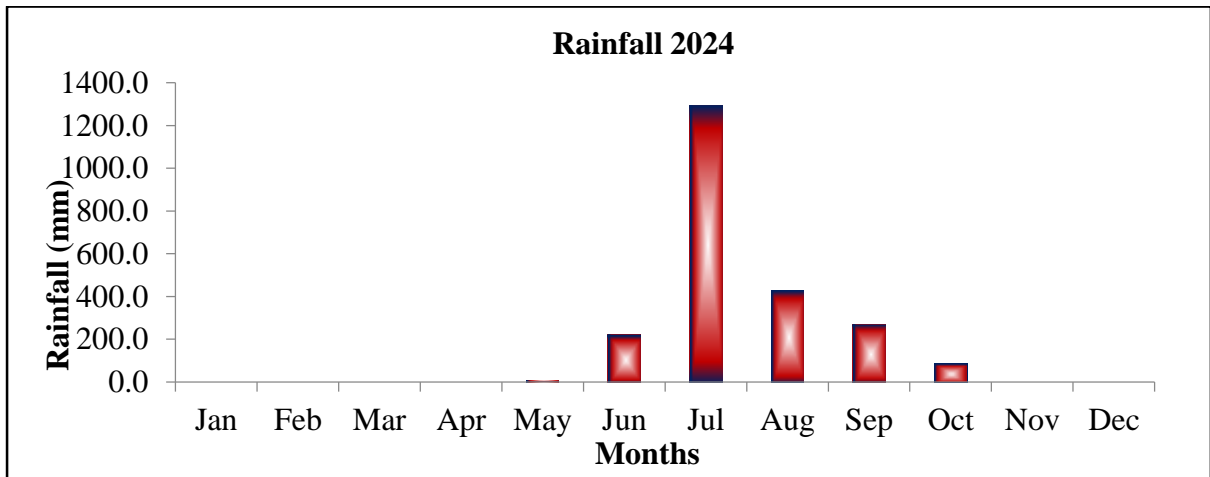


Fig. 2:- Monthly rainfall pattern-2024

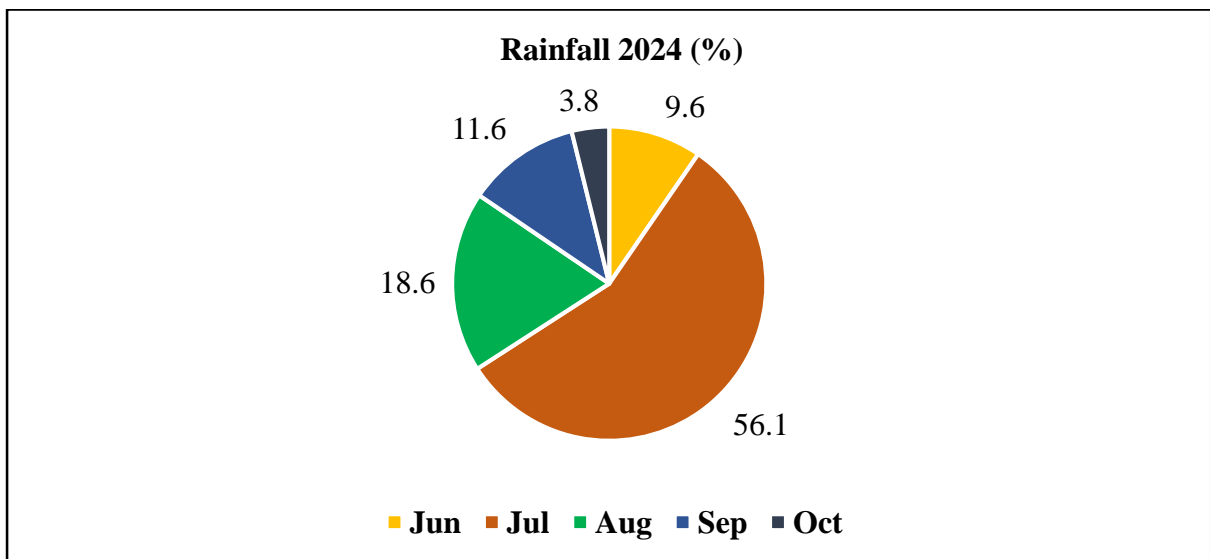


Fig. 3:- Monthly percent rainfall pattern-2024

TABLE-2(A) WEEKLY MEAN WEATHER DATA- I DURING 2024

Week No.	Temp. °C		R.H. %		W.S.	BSS	Evapo.	Total	Rainy
	Max	Min	I	II	(kmph)	(hrs)	(mm)	rainfall (mm)	Days
1-J	28.1	11.0	81	37	4.9	7.8	4.2	0.0	0
2	29.2	15.7	68	41	6.8	5.4	5.3	0.0	0
3	28.3	11.8	79	34	3.2	9.0	4.0	0.0	0
4	30.1	11.1	79	28	3.0	9.1	4.2	0.0	0
5	30.5	15.6	84	37	2.4	8.0	4.0	0.0	0
6-F	30.8	16.8	71	33	5.0	8.5	4.8	0.0	0
7	32.2	15.8	62	22	5.6	8.0	6.1	0.0	0
8	32.4	17.4	69	21	5.3	9.5	6.9	0.0	0
9	34.0	17.7	65	26	5.0	8.6	6.5	0.0	0
10-M	32.9	16.6	45	14	5.8	10.3	7.7	0.0	0
11	35.4	19.7	72	19	5.4	9.7	6.9	0.0	0
12	38.5	20.7	56	14	4.8	9.2	7.9	0.0	0
13	39.0	23.1	68	24	5.0	10.1	8.0	0.0	0
14-A	37.9	22.4	64	19	3.8	8.8	8.2	0.0	0
15	39.4	24.4	70	25	3.4	9.5	8.1	0.0	0
16	40.3	25.2	66	20	2.7	10.6	9.7	0.0	0
17	39.5	24.5	74	18	2.3	10.9	9.3	0.0	0
18	41.2	24.6	73	19	5.4	10.9	10.9	0.0	0
19-M	39.8	26.1	80	33	7.4	10.9	8.7	0.0	0
20	41.9	27.0	65	22	6.5	9.3	9.6	6.2	1
21	43.1	27.3	68	26	8.5	10.1	11.1	0.0	0
22	38.9	28.1	69	43	12.9	5.0	9.2	0.0	0
23-J	39.9	27.9	79	38	9.4	5.5	9.6	0.0	0
24	38.8	28.4	77	42	11.1	3.8	9.9	0.6	0
25	38.7	28.3	80	53	11.4	0.2	7.8	103.4	1
26	33.1	26.5	93	85	5.8	0.9	3.3	261.1	5
27-J	31.9	26.5	90	79	10.2	0.0	3.1	316.1	2
28	32.3	26.1	82	72	6.2	0.7	2.3	102.5	5
29	31.0	25.1	96	86	5.9	0.6	1.4	527.4	7
30	29.4	25.8	94	89	9.1	0.0	1.1	184.6	4
31	30.3	25.0	94	85	8.9	0.2	1.8	56.1	5
32-A	30.8	24.8	93	82	8.0	0.3	2.1	19.7	4
33	31.7	24.6	94	78	5.5	1.3	2.8	30.4	4
34	32.8	24.9	92	78	4.5	4.0	3.1	64.1	3
35	29.2	23.9	95	84	11.1	1.5	1.9	274.3	4
36-S	31.5	24.4	90	77	4.6	3.6	2.8	11.4	2
37	32.1	24.6	89	62	5.8	7.5	3.6	5.6	2
38	33.4	23.8	87	57	4.3	8.6	4.3	0.0	0
39	30.7	23.6	96	79	4.1	1.8	2.4	250.5	5
40-O	33.7	25.0	86	62	3.7	8.2	3.6	0.0	0
41	33.5	24.8	86	61	3.2	3.3	2.7	13.6	2
42	34.0	24.8	87	71	3.0	3.3	2.9	57.4	3
43	34.7	22.4	85	46	2.6	8.6	3.7	17.5	2
44	36.0	20.0	82	34	2.7	9.3	3.9	0.0	0
45-N	35.2	19.8	82	34	2.8	8.8	4.0	0.0	0
46	33.8	17.0	82	30	2.3	8.3	3.6	0.0	0
47	19.4	31.5	10	83	29.0	18.7	0.0	0.0	0
48	30.7	13.6	74	28	2.9	8.8	3.7	0.0	0
49-D	31.1	17.3	65	31	4.6	7.7	4.6	0.0	0
50	28.4	12.8	66	30	5.8	9.3	5.2	0.0	0
51	27.6	12.1	74	33	5.0	6.8	4.0	0.0	0
52	26.1	12.5	80	46	6.3	3.8	3.6	0.0	0
Mean	33.6	21.8	77	46	6.1	6.6	5.2	2302.5	61
S.D.	4.7	5.4	15	24	4.2	4.0	2.8	103.9	1.9
C.V. %	13.9	24.6	19	53	68.8	60.3	54.9	4.5	3.1
Highest	43.1	31.5	96	89	29.0	18.7	11.1	527.4	7.0
Lowest	19.4	11.0	10	14	2.3	0.0	0.0	0.0	0.0

TABLE-2(B) WEEKLY MEAN WEATHER DATA- II DURING 2024

Week No.	D.B. (°C)		W.B. (°C)		Soil Temperature (°C)					
	I	II	I	II	5(I)	10(I)	20(I)	5(II)	10(II)	20(II)
1-J	13.4	27.5	11.7	18.4	22.2	23.5	25.1	33.0	31.1	29.6
2	18.0	29.0	14.5	20.2	23.3	24.7	26.6	34.0	31.8	30.1
3	14.0	27.9	12.1	18.1	23.4	24.8	27.1	33.2	33.0	29.4
4	13.4	29.7	11.6	18.3	24.1	25.4	27.1	34.5	33.1	30.3
5	17.5	30.3	16.0	20.5	25.7	26.5	28.2	36.7	34.3	32.3
6-F	18.9	25.8	15.7	19.1	26.1	27.3	28.4	36.1	34.2	31.0
7	18.3	28.5	14.1	18.8	25.6	26.7	28.3	34.8	31.6	29.5
8	20.9	31.4	17.2	17.9	26.0	27.5	29.3	34.8	31.7	29.7
9	19.8	32.8	15.8	19.8	26.9	28.0	30.1	36.4	33.0	30.4
10-M	20.5	33.1	13.9	17.5	27.0	28.7	30.3	36.7	34.0	31.3
11	22.0	35.2	18.7	19.8	28.4	30.1	31.6	38.9	37.0	32.4
12	24.4	38.0	18.7	17.8	29.1	30.9	32.2	40.9	37.1	33.0
13	25.7	38.1	21.5	23.1	32.5	33.5	34.2	42.9	37.4	34.9
14-A	25.7	37.7	21.0	21.4	32.6	33.3	34.3	42.3	37.8	35.0
15	26.5	38.5	22.8	23.5	33.6	34.4	35.3	44.5	39.1	35.9
16	28.0	39.4	23.3	22.9	34.5	35.4	36.4	44.8	40.3	37.0
17	26.3	39.1	22.9	22.1	33.6	34.8	36.3	45.4	41.0	37.7
18	26.9	39.8	23.3	22.6	33.8	35.3	36.6	45.0	40.4	37.4
19-M	28.6	39.0	25.9	26.0	35.3	36.5	37.4	45.5	40.8	38.2
20	29.5	41.7	24.5	24.8	35.0	36.3	37.4	45.8	41.1	37.6
21	29.9	41.7	26.5	25.8	36.5	37.6	38.4	46.4	41.4	38.9
22	29.9	37.4	27.0	27.2	36.7	37.6	38.2	45.1	40.8	38.7
23-J	29.9	38.8	26.9	27.4	36.9	38.1	38.6	46.3	41.9	39.2
24	30.6	37.7	27.4	27.0	36.9	37.6	38.3	44.8	40.7	38.5
25	30.4	35.9	27.5	27.9	36.0	36.6	37.6	42.0	40.0	38.0
26	28.5	29.9	27.6	27.7	31.2	32.1	33.7	34.1	35.1	33.1
27-J	28.7	30.8	27.4	28.0	29.2	29.2	30.5	33.1	32.1	31.0
28	28.5	30.9	27.5	27.8	29.9	29.8	31.1	33.2	31.7	31.3
29	27.3	29.1	26.8	27.6	29.1	29.2	30.4	31.1	30.3	30.5
30	27.3	28.6	26.5	27.2	28.5	28.3	29.2	29.7	29.1	29.4
31	26.9	29.2	26.1	27.1	28.6	28.3	29.4	30.3	25.7	29.6
32-A	26.5	28.9	25.8	26.5	27.8	28.2	29.3	30.8	29.9	29.3
33	26.4	30.3	25.7	27.1	28.5	28.5	29.4	32.5	30.6	29.9
34	26.8	30.9	25.7	27.5	29.3	29.5	30.7	33.3	32.2	31.1
35	26.3	28.8	25.6	26.6	63.9	28.4	28.7	31.0	29.7	29.1
36-S	27.0	30.5	25.7	27.2	28.7	28.2	29.8	33.4	31.8	30.4
37	26.7	31.8	25.4	26.1	27.1	29.0	30.1	34.8	33.3	31.0
38	26.7	32.9	25.1	26.3	28.2	29.4	30.7	36.5	35.2	32.3
39	25.7	30.0	25.2	26.9	28.1	29.1	30.4	33.0	32.3	31.3
40-O	27.3	32.9	25.5	27.0	29.0	30.1	30.9	34.9	33.5	31.8
41	27.0	33.0	25.2	26.8	28.3	28.8	30.4	34.9	32.8	31.2
42	26.9	31.8	25.2	27.3	27.9	29.1	30.3	34.9	33.1	31.1
43	25.9	34.7	24.0	25.5	27.5	28.7	30.0	36.5	33.8	31.2
44	24.5	35.5	22.3	23.5	28.1	29.4	30.4	37.6	34.1	31.9
45-N	23.3	34.7	21.1	23.1	25.8	27.4	29.6	36.4	33.1	31.0
46	20.4	33.2	18.6	21.2	23.6	24.4	29.4	36.4	33.2	30.1
47	22.0	16.8	18.5	31.1	15.1	22.7	23.9	28.3	34.8	31.4
48	17.6	30.3	15.0	18.6	21.5	22.6	27.4	33.7	30.1	28.3
49-D	20.1	30.2	16.0	19.2	22.6	24.1	27.9	34.1	30.9	28.5
50	16.0	28.3	12.5	15.1	19.3	21.2	26.3	33.0	28.8	27.1
51	15.2	26.8	12.6	17.1	18.9	20.5	25.2	32.0	28.4	26.3
52	14.6	26.2	12.8	18.4	18.6	20.2	24.8	33.1	29.4	26.6
Mean	24.0	32.5	21.5	23.5	29.0	29.4	31.0	36.8	34.2	32.1
S.D.	5.0	5.3	4.8	4.0	7.0	4.6	3.9	5.1	4.1	3.5
C.V.%	20.7	16.4	22.5	17.1	24.3	15.8	12.6	14.0	11.9	10.8
Highest	30.6	41.7	41.7	31.1	63.9	38.1	38.6	46.4	41.9	39.2
Lowest	13.4	16.8	11.6	15.1	15.1	20.2	23.9	28.3	25.7	26.3

TABLE-2(C) WEEKLY NORMAL WEATHER DATA AT JUNAGADH (1965-2014)

Week No	Temperature °C		RH. %	W.S.	BSS	Evapo.	Rainfall	Rainy
	Max	Min	Average	(km/h)	(hrs)	(mm)	(mm)	Days
1	29.4	10.6	54	6.3	8.8	5.5	0.3	0.0
2	29.6	10.7	54	7.0	9.1	5.6	0.1	0.0
3	29.5	10.1	54	6.1	9.5	5.8	0.3	0.0
4	30.5	11.9	53	6.4	9.5	6.0	0.0	0.0
5	31.1	11.3	53	6.5	9.6	6.5	0.0	0.0
6	31.4	12.4	51	6.7	9.8	6.9	0.3	0.0
7	31.7	13.7	54	6.4	9.5	6.7	0.1	0.0
8	32.7	14.8	53	6.9	9.8	7.3	0.7	0.0
9	34.0	15.5	51	7.1	9.8	8.0	0.0	0.0
10	35.3	16.9	50	7.2	9.7	8.9	0.2	0.0
11	36.2	18.5	52	7.8	9.4	9.0	0.0	0.0
12	37.0	19.1	55	8.1	9.6	9.3	0.7	0.0
13	37.8	20.5	54	8.5	9.4	10.0	0.1	0.0
14	38.5	21.1	53	7.8	9.8	10.4	0.0	0.0
15	38.9	21.6	60	8.2	9.9	10.1	0.4	0.0
16	39.2	22.6	61	8.8	10.1	10.6	0.0	0.0
17	39.3	23.5	63	8.8	9.9	10.5	0.2	0.0
18	39.2	24.1	64	9.6	10.1	10.4	0.5	0.0
19	39.4	24.7	68	9.7	9.9	10.1	0.0	0.0
20	39.3	25.3	69	10.3	10.1	10.5	0.7	0.0
21	38.5	26.0	72	11.6	9.8	10.5	0.2	0.0
22	37.9	26.2	70	12.3	9.4	10.3	4.4	0.0
23	37.7	26.7	72	12.9	8.0	9.4	13.7	1.0
24	36.3	26.3	74	12.3	5.7	8.0	40.0	1.2
25	34.9	26.3	77	13.3	4.0	7.6	40.9	1.9
26	34.4	26.2	77	12.1	4.0	7.2	70.8	2.8
27	33.4	25.6	82	11.4	3.9	6.3	79.3	3.0
28	32.7	25.5	85	11.8	2.7	5.0	80.5	3.0
29	31.6	25.1	88	10.4	2.1	4.9	88.1	3.0
30	31.4	24.9	88	11.2	2.2	5.0	70.9	3.1
31	30.5	24.6	88	10.3	2.2	4.1	57.2	3.1
32	30.6	24.2	88	9.9	2.1	3.6	49.5	3.0
33	31.0	23.9	88	8.3	2.0	3.5	40.2	2.1
34	31.5	23.7	87	7.1	3.1	3.9	24.1	2.0
35	31.6	23.6	86	6.4	3.6	3.7	41.7	3.0
36	31.6	23.4	85	6.2	4.7	4.3	33.9	2.1
37	32.4	22.8	83	5.2	6.3	4.2	35.3	2.1
38	33.6	22.6	79	4.9	7.4	4.6	17.6	1.9
39	34.6	23.4	78	4.8	7.5	4.6	21.4	1.0
40	35.6	23.2	72	4.9	8.4	5.1	15.0	1.0
41	36.7	22.6	66	4.3	8.6	5.4	7.8	0.9
42	36.6	20.8	62	4.6	8.8	5.7	5.0	0.0
43	36.4	20.0	61	4.8	8.9	5.6	5.1	0.9
44	35.8	18.5	55	5.3	9.2	5.8	5.7	0.0
45	35.2	18.0	56	4.6	8.7	5.7	7.7	0.0
46	34.6	18.2	57	4.7	8.5	5.4	1.7	0.0
47	33.5	16.7	57	4.1	8.5	5.0	3.0	0.0
48	32.1	15.1	55	5.8	8.6	5.4	0.9	0.0
49	32.4	13.1	56	5.5	8.8	5.2	0.3	0.0
50	31.6	11.4	57	5.4	8.5	5.0	1.1	0.0
51	31.1	11.8	56	5.1	8.4	5.2	0.1	0.0
52	30.0	10.4	55	5.8	8.3	5.2	0.2	0.0
Mean	34.2	20.0	66	7.7	7.6	6.7	867.8	42.1
Highest	39.4	26.7	88.1	13.3	10.1	10.6	--	--
Lowest	29.4	10.1	50	4.1	2.0	3.5	--	--

TABLE-3(A) MONTHLY MEAN WEATHER DATA-2024

Month	Temperature °C			RH %			W.S.	BSS	Evapo.	Total Rainfall	Total Rainy
	Max	Min	Mean	I	II	Mean	Km/h	hrs.	mm	mm	days
Jan	29.1	12.7	20.9	77	36	57	4.3	7.8	4.4	0.0	0
Feb	32.0	16.6	24.3	69	25	47	4.6	8.6	5.7	0.0	0
March	36.0	19.8	27.9	61	20	40	5.4	9.7	7.5	0.0	0
April	39.3	24.2	31.7	68	21	44	3.1	10.0	8.9	0.0	0
May	41.1	26.4	33.8	73	28	50	8.0	9.7	9.9	6.2	1
June	38.0	27.9	32.9	79	52	65	9.6	2.9	7.9	220.0	5
July	31.1	25.9	28.5	91	82	87	7.8	0.3	2.0	1292.7	20
August	31.0	24.6	27.8	94	81	88	7.8	1.3	2.3	427.6	19
Sept.	31.9	24.2	28.0	90	70	80	4.8	5.4	3.4	267.5	9
October	34.1	24.0	29.0	86	58	72	3.1	6.2	3.3	88.5	7
Nov.	33.5	17.0	25.3	80	30	55	2.5	8.8	3.8	0.0	0
Dec.	28.3	13.6	20.9	72	34	53	5.4	6.9	4.3	0.0	0
Total	405.4	256.8	331.1	939.9	536.5	738.2	66.4	77.4	63.3	2302.5	61.0
Mean	33.8	21.4	27.6	78	45	62	5.5	6.5	5.3	191.9	5.1
S.D.	4.1	5.2	4.2	10.3	23.1	16.5	2.3	3.4	2.7	374.2	7.4
C.V.%	12.0	24.5	15.2	13.2	51.6	26.8	41.0	51.9	50.4	195.0	146.1
Highest	41.1	27.9	33.8	94	82	87.5	9.6	10.0	9.9	1292.7	20.0
Lowest	28.3	12.7	20.9	61	20	40.2	2.5	0.3	2.0	0.0	0.0

TABLE-3(B) MONTHLY MEAN WEATHER DATA-2024

Month	D.B. (°C)		W.B. (°C)		Soil Temperature (°C)					
	I	II	I	II	5 cm(I)	10cm(I)	20cm(I)	5cm(II)	10cm(II)	20cm(II)
Jan	15.0	28.6	12.8	18.9	23.5	24.7	26.6	33.8	32.3	30.0
Feb	19.1	29.9	15.6	19.1	26.0	27.2	28.8	35.8	33.0	30.5
March	22.7	35.3	17.9	19.4	28.8	30.4	31.8	39.2	35.8	32.5
April	26.7	38.7	22.4	22.5	33.6	34.5	35.6	44.3	39.6	36.4
May	28.9	40.1	25.4	25.2	35.3	36.5	37.5	45.6	40.8	38.1
June	30.0	36.1	27.4	27.5	35.6	36.5	37.4	42.6	39.9	37.6
July	27.8	29.7	27.0	27.6	29.1	29.1	30.3	31.7	30.7	30.5
August	26.5	29.6	25.8	26.9	36.4	28.5	29.5	31.4	29.5	29.8
Sept.	26.6	31.3	25.4	26.7	28.1	29.0	30.2	34.4	33.1	31.2
October	26.6	33.3	24.8	26.4	28.2	29.2	30.4	35.6	33.4	31.4
Nov.	20.7	32.9	18.6	21.0	24.2	25.4	29.0	35.8	32.4	30.1
Dec.	16.4	27.9	13.5	17.6	19.8	21.4	26.1	33.0	29.4	27.1
Total	286.9	393.4	256.5	278.8	348.8	352.5	373.1	443.2	409.9	385.2
Mean	23.9	32.8	21.4	23.2	29.1	29.4	31.1	36.9	34.2	32.1
S.D.	5.0	4.0	5.4	3.9	5.3	4.6	3.8	4.8	4.0	3.4
C.V.%	21.0	12.3	25.3	16.7	18.2	15.7	12.3	13.1	11.7	10.7
Highest	30.0	40.1	27.4	27.6	36.4	36.5	37.5	45.6	40.8	38.1
Lowest	15.0	27.9	12.8	17.6	19.8	21.4	26.1	31.4	29.4	27.1

TABLE-4 SEASONAL WEATHER CONDITION DURING – 2024

Week No	Air Temp. (°C)		Soil Temperature (°C)					RF	Rainy	RH (%)		W.S.	BSS	Eo.	
	Max	Min	5(I)	10(I)	20(I)	5(II)	10(II)	20(II)	(mm)	Days	I	II	(km/h)	(hrs)	(mm)
(A) WINTER SEASON 2023-2024															
49-Dec	30.0	20.4	22.6	25.5	27.7	33.4	31.6	28.8	0.0	0	68	44	6.6	6.8	4.6
50	30.4	14.7	22.3	25.3	27.5	34.1	32.4	29.0	0.0	0	80	35	2.7	8.4	3.7
51	28.9	16.9	23.2	24.9	26.8	33.1	31.3	28.7	0.0	0	66	38	4.1	3.8	4.0
52	31.4	14.2	23.3	24.2	26.1	33.9	32.2	29.6	0.0	0	83	36	2.7	8.4	3.8
1-J	28.1	11.0	22.2	23.5	25.1	33.0	31.1	29.6	0.0	0	81	37	4.9	7.8	4.2
2	29.2	15.7	23.3	24.7	26.6	34.0	31.8	30.1	0.0	0	68	41	6.8	5.4	5.3
3	28.3	11.8	23.4	24.8	27.1	33.2	33.0	29.4	0.0	0	79	34	3.2	9.0	4.0
4	30.1	11.1	24.1	25.4	27.1	34.5	33.1	30.3	0.0	0	79	28	3.0	9.1	4.2
5	30.5	15.6	25.7	26.5	28.2	36.7	34.3	32.3	0.0	0	84	37	2.4	8.0	4.0
6-F	30.8	16.8	26.1	27.3	28.4	36.1	34.2	31.0	0.0	0	71	33	5.0	8.5	4.8
7	32.2	15.8	25.6	26.7	28.3	34.8	31.6	29.5	0.0	0	62	22	5.6	8.0	6.1
8	32.4	17.4	26.0	27.5	29.3	34.8	31.7	29.7	0.0	0	69	21	5.3	9.5	6.9
9	34.0	17.7	26.9	28.0	30.1	36.4	33.0	30.4	0.0	0	65	26	5.0	8.6	6.5
Total	396.4	199.3	314.7	334.2	358.3	448.0	421.2	388.5	0.0	0.0	953.9	432.0	57.3	101.2	62.0
Mean	30.5	15.3	24.2	25.7	27.6	34.5	32.4	29.9	0.0	0.0	73	33	4.4	7.8	4.8
SD	1.7	2.8	1.6	1.4	1.3	1.3	1.1	1.0	0.0	0.0	7.8	7.1	1.5	1.6	1.1
CV	5.5	18.0	6.7	5.4	4.8	3.7	3.3	3.3	0.0	0.0	10.6	21.3	34.0	20.6	22.9
(B) SUMMER SEASON 2024															
10-M	32.9	16.6	27.0	28.7	30.3	36.7	34.0	31.3	0.0	0	45	14	5.8	10.3	7.7
11	35.4	19.7	28.4	30.1	31.6	38.9	37.0	32.4	0.0	0	72	19	5.4	9.7	6.9
12	38.5	20.7	29.1	30.9	32.2	40.9	37.1	33.0	0.0	0	56	14	4.8	9.2	7.9
13	39.0	23.1	32.5	33.5	34.2	42.9	37.4	34.9	0.0	0	68	24	5.0	10.1	8.0
14-A	37.9	22.4	32.6	33.3	34.3	42.3	37.8	35.0	0.0	0	64	19	3.8	8.8	8.2
15	39.4	24.4	33.6	34.4	35.3	44.5	39.1	35.9	0.0	0	70	25	3.4	9.5	8.1
16	40.3	25.2	34.5	35.4	36.4	44.8	40.3	37.0	0.0	0	66	20	2.7	10.6	9.7
17	39.5	24.5	33.6	34.8	36.3	45.4	41.0	37.7	0.0	0	74	18	2.3	10.9	9.3
18	41.2	24.6	33.8	35.3	36.6	45.0	40.4	37.4	0.0	0	73	19	5.4	10.9	10.9
19-M	39.8	26.1	35.3	36.5	37.4	45.5	40.8	38.2	0.0	0	80	33	7.4	10.9	8.7
20	41.9	27.0	35.0	36.3	37.4	45.8	41.1	37.6	6.2	1	65	22	6.5	9.3	9.6
21	43.1	27.3	36.5	37.6	38.4	46.4	41.4	38.9	0.0	0	68	26	8.5	10.1	11.1
22	38.9	28.1	36.7	37.6	38.2	45.1	40.8	38.7	0.0	0	69	43	12.9	5.0	9.2
Total	507.7	309.7	428.5	444.4	458.5	564.3	508.3	468.1	6.2	1.0	869.6	297.1	73.7	125.2	115.1
Mean	39.1	23.8	33.0	34.2	35.3	43.4	39.1	36.0	0.5	0.1	67	23	5.7	9.6	8.9
SD	2.7	3.3	3.1	2.8	2.6	3.0	2.2	2.5	1.7	0.3	8.7	8.0	2.8	1.5	1.2
CV	6.8	13.8	9.3	8.2	7.3	6.8	5.7	7.0	360.6	360.6	12.9	34.9	49.3	16.0	14.1

Week No	Air Temp. (°C)		Soil Temperature (°C)						RF	Rainy	RH (%)		W.S.	BSS	Eo.
	Max	Min	5(I)	10(I)	20(I)	5(II)	10(II)	20(II)	(mm)	Days	I	II	(km/h)	(hrs)	(mm)
(C) MONSOON SEASON 2024															
23-J	39.9	27.9	36.9	38.1	38.6	46.3	41.9	39.2	0.0	0	79	38	9.4	5.5	9.6
24	38.8	28.4	36.9	37.6	38.3	44.8	40.7	38.5	0.6	0	77	42	11.1	3.8	9.9
25	38.7	28.3	36.0	36.6	37.6	42.0	40.0	38.0	103.4	1	80	53	11.4	0.2	7.8
26	33.1	26.5	31.2	32.1	33.7	34.1	35.1	33.1	261.1	5	93	85	5.8	0.9	3.3
27-J	31.9	26.5	29.2	29.2	30.5	33.1	32.1	31.0	316.1	2	90	79	10.2	0.0	3.1
28	32.3	26.1	29.9	29.8	31.1	33.2	31.7	31.3	102.5	5	82	72	6.2	0.7	2.3
29	31.0	25.1	29.1	29.2	30.4	31.1	30.3	30.5	527.4	7	96	86	5.9	0.6	1.4
30	29.4	25.8	28.5	28.3	29.2	29.7	29.1	29.4	184.6	4	94	89	9.1	0.0	1.1
31	30.3	25.0	28.6	28.3	29.4	30.3	25.7	29.6	56.1	5	94	85	8.9	0.2	1.8
32-A	30.8	24.8	27.8	28.2	29.3	30.8	29.9	29.3	19.7	4	93	82	8.0	0.3	2.1
33	31.7	24.6	28.5	28.5	29.4	32.5	30.6	29.9	30.4	4	94	78	5.5	1.3	2.8
34	32.8	24.9	29.3	29.5	30.7	33.3	32.2	31.1	64.1	3	92	78	4.5	4.0	3.1
35	29.2	23.9	63.9	28.4	28.7	31.0	29.7	29.1	274.3	4	95	84	11.1	1.5	1.9
36-S	31.5	24.4	28.7	28.2	29.8	33.4	31.8	30.4	11.4	2	90	77	4.6	3.6	2.8
37	32.1	24.6	27.1	29.0	30.1	34.8	33.3	31.0	5.6	2	89	62	5.8	7.5	3.6
38	33.4	23.8	28.2	29.4	30.7	36.5	35.2	32.3	0.0	0	87	57	4.3	8.6	4.3
39	30.7	23.6	28.1	29.1	30.4	33.0	32.3	31.3	250.5	5	96	79	4.1	1.8	2.4
Total	557.7	434.4	547.7	519.5	538.0	590.0	561.5	544.9	2207.8	53.0	1519.3	1226.0	126.0	40.5	63.5
Mean	32.8	25.6	32.2	30.6	31.6	34.7	33.0	32.1	129.9	3.1	89	72	7.4	2.4	3.7
SD	3.3	1.5	8.8	3.4	3.3	5.0	4.3	3.3	150.3	2.1	6.3	15.9	2.6	2.7	2.7
CV	9.9	6.0	27.2	11.2	10.5	14.3	13.2	10.2	115.7	67.0	7.0	22.0	35.3	113.3	72.8

(D) POST MONSOON SEASON 2024

40-O	33.7	25.0	29.0	30.1	30.9	34.9	33.5	31.8	0.0	0	87	65	3.5	7.4	3.1
41	33.5	24.8	28.3	28.8	30.4	34.9	32.8	31.2	13.6	2	80	49	2.3	8.9	3.7
42	34.0	24.8	27.9	29.1	30.3	34.9	33.1	31.1	57.4	3	77	43	2.3	8.9	3.9
43	34.7	22.4	27.5	28.7	30.0	36.5	33.8	31.2	17.5	2	64	52	4.3	4.2	4.0
44	36.0	20.0	28.1	29.4	30.4	37.6	34.1	31.9	0.0	0	80	54	3.6	5.7	3.5
45-N	35.2	19.8	25.8	27.4	29.6	36.4	33.1	31.0	0.0	0	70	46	4.1	6.1	4.3
46	33.8	17.0	23.6	24.4	29.4	36.4	33.2	30.1	0.0	0	82	51	2.9	7.8	3.6
47	19.4	31.5	15.1	22.7	23.9	28.3	34.8	31.4	0.0	0	80	39	2.2	5.9	3.1
48	30.7	13.6	21.5	22.6	27.4	33.7	30.1	28.3	0.0	0	70	43	4.4	5.9	4.1
Total	291.0	199.1	226.8	243.2	262.3	313.8	298.6	278.0	88.5	7	691.3	441.3	29.6	60.6	33.3
Mean	32.3	22.1	25.2	27.0	29.1	34.9	33.2	30.9	9.8	0.8	77	49	3.3	6.7	3.7
S.D.	5.1	5.2	4.5	3.0	2.2	2.7	1.3	1.1	19.1	1.2	7.2	7.8	0.9	1.6	0.4
C.V.%	15.6	23.7	17.9	11.0	7.6	7.8	3.9	3.6	194.1	154.5	9.4	15.8	27.1	23.5	11.2

TABLE-5:- FREQUENCY OF CLOUDY DAYS, RAINY DAYS AND AMOUNT OF RAINFALL AT JUNAGADH (1985-2024)

year	Cloudy day					Rainy days					Rainfall (mm)				
	June	July	Aug.	Sept.	Seasonal	June	July	Aug.	Sept.	Seasonal	June	July	Aug.	Sept.	Seasonal
1985	7	26	17	0	50	0	17	13	5	35	2.5	168.2	112.8	34.5	318
1986	13	21	14	2	50	11	2	8	3	24	536	31	158.8	19.4	745.2
1987	1	4	12	1	18	4	2	3	2	11	42.2	30.6	57.6	7.8	138.2
1988	9	25	16	4	54	1	25	14	11	51	19.7	1056.4	121.9	192.7	1390.7
1989	11	15	19	0	45	6	17	7	6	36	298.6	305.7	46.5	123.8	774.6
1990	10	27	20	4	61	3	5	14	10	32	33.4	55.2	473.4	104.1	666.1
1991	5	22	18	8	53	3	12	12	3	30	16	385.4	81.3	26.3	509
1992	7	13	13	9	42	2	10	11	8	31	26	341.3	195.5	267.5	830.3
1993	9	18	7	4	38	8	8	0	3	19	169.6	128.4	3.7	64.2	365.9
1994	15	28	28	10	81	7	20	15	6	48	132.5	748.4	150.9	155.5	1187.3
1995	3	18	4	2	27	3	17	12	4	36	15.7	607.1	105.5	82.6	810.9
1996	4	16	22	8	50	5	15	9	1	30	317.5	324.8	63.9	10.6	716.8
1997	11	22	19	6	58	9	10	10	7	36	231.7	267.8	96.4	217.3	813.2
1998	3	18	19	3	43	7	12	12	4	35	156.1	378.6	271.6	78.9	885.2
1999	6	23	20	1	50	4	14	6	2	26	81.6	219.9	37.5	27.2	366.2
2000	0	18	16	5	39	2	10	12	1	25	21.4	309.4	192.7	8.5	532
2001	4	26	15	3	48	4	18	15	4	41	276.2	224.3	200.3	106.8	807.6
2002	5	19	25	4	53	5	7	7	2	21	275.9	45.7	119.8	94.8	536.2
2003	11	18	18	10	57	4	18	15	4	41	175.3	546.5	458.3	60.9	1241
2004	9	12	25	2	48	7	10	18	6	41	151.6	201.2	475.7	95.2	923.7
2005	12	26	27	15	80	10	10	8	12	40	381.5	114	164.3	532.9	1192.7
2006	6	28	28	3	65	6	18	19	8	51	76.5	574	299.2	136.3	1086
2007	9	25	23	7	64	8	8	18	13	47	164.1	336.9	679.4	231	1411.4
2008	19	27	24	11	81	4	15	14	8	41	148.7	436.1	110.8	508.8	1204.4
2009	8	22	17	2	49	7	20	3	1	31	101.5	660.6	52.7	10.4	825.2
2010	3	21	21	15	60	6	23	21	14	64	225.9	508.4	501.9	321.8	1558
2011	19	29	28	11	87	2	15	19	9	45	37.5	341.7	341.7	241.8	962.7
2012	4	28	29	15	76	3	5	7	10	25	84.2	67.6	79.5	193.7	425
2013	13	30	25	7	75	15	23	14	7	59	537.1	398.6	157.8	337	1430.5
2014	2	23	20	8	53	3	11	12	10	36	251	298.4	310.9	357	1217.3

year	Cloudy day					Rainy days					Rainfall (mm)				
	June	July	Aug.	Sept.	Seasonal	June	July	Aug.	Sept.	Seasonal	June	July	Aug.	Sept.	Seasonal
2015	11	27	21	7	66	9	7	2	5	23	210.4	282.4	16.4	214.3	723.5
2016	16	30	30	8	84	3	15	15	8	41	62	280.3	355.6	274.1	972
2017	6	27	19	9	61	10	18	10	4	42	147.8	330.5	282.6	43.5	804.4
2018	7	27	25	6	65	1	14	12	5	32	7.4	641.9	88.6	51.6	789.5
2019	5	12	17	17	51	7	10	13	21	51	138.1	228.2	393.8	678.7	1438.8
2020	2	10	20	3	35	11	16	26	7	60	297.3	462.6	862.0	136.1	1758
2021	2	13	10	11	36	5	8	4	21	38	81.0	260.7	42.6	834.2	1218.5
2022	1	21	11	4	37	8	20	18	6	52	104.3	661.8	384.3	117.1	1267.5
2023	12	25	21	3	61	10	28	3	5	46	558.1	1022.2	23.2	215.7	1819.2
2024	15	31	24	9	79	5	20	19	9	53	220.0	1292.7	427.6	267.5	2207.8
Mean	7.9	21.8	19.7	6.4	55.8	5.7	13.8	11.8	6.9	38.2	170.3	389.4	225.0	187.1	971.8
SD	5.0	6.4	6.0	4.4	16.2	3.3	6.2	5.8	4.7	11.9	146.3	282.9	195.3	185.9	444.4
CV	63	29	31	69	29	58	45	49	68	31	86	73	87	99	46

Table-6 Number of HOT DAYS ($\geq 40^{\circ}\text{C}$) during summer season at Junagadh

Year	March	April	May	Total
1985	12	8	13	33
1986	4	14	8	26
1987	1	9	18	28
1988	0	19	15	34
1989	0	15	15	30
1990	0	9	4	13
1991	6	10	9	25
1992	0	5	14	19
1993	0	10	9	19
1994	10	3	14	27
1995	0	8	14	22
1996	4	8	10	22
1997	0	3	5	8
1998	6	12	16	34
1999	4	14	1	19
2000	5	15	1	21
2001	0	16	5	21
2002	6	17	6	29
2003	3	15	12	30
2004	12	6	8	26
2005	0	16	6	22
2006	0	1	6	7
2007	3	19	4	26
2008	0	9	1	10
2009	1	19	8	28
2010	9	23	20	52
2011	6	9	4	19
2012	5	14	2	21
2013	4	8	15	27
2014	0	7	18	25
2015	6	11	20	37
2016	4	6	15	25
2017	5	11	19	35
2018	6	20	25	51
2019	5	21	13	39
2020	0	19	25	44
2021	4	17	11	32
2022	10	27	13	50
2023	0	4	6	10
2024	1	12	23	36
Total	142	489	451	1082
Mean	3.55	12.23	11.28	27.05
SD	3.57	6.01	6.64	10.84
CV %	101	49	59	40

Table-7 Number of COLD DAYS ($\leq 10^{\circ}\text{C}$) during winter season at Junagadh

Year	Dec.	Jan.	Feb.	Total
1985-86	6	11	2	19
1986-87	8	12	3	23
1987-88	3	8	1	12
1988-89	9	3	0	12
1989-90	8	16	5	29
1990-91	10	17	0	27
1991-92	10	18	3	31
1992-93	6	14	5	25
1993-94	12	8	8	28
1994-95	10	10	6	26
1995-96	4	18	5	27
1996-97	10	7	5	22
1997-98	9	15	11	35
1998-99	12	14	1	27
1999-00	18	10	5	33
2000-01	2	8	1	11
2001-02	0	5	1	6
2002-03	0	8	3	11
2003-04	7	1	0	8
2004-05	0	6	1	7
2005-06	11	8	3	22
2006-07	0	4	0	4
2007-08	1	8	0	9
2008-09	0	13	9	22
2009-10	0	1	2	3
2010-11	10	12	0	22
2011-12	5	9	5	19
2012-13	0	8	0	8
2013-14	1	9	2	12
2014-15	9	18	2	29
2015-16	8	6	1	15
2016-17	0	8	3	11
2017-18	2	4	1	7
2018-19	6	5	4	15
2019-20	1	6	1	8
2020-21	3	11	3	17
2021-22	4	13	0	17
2022-23	3	7	0	10
2023-24	0	4	0	4
Total	208	363	102	673
Mean	5.3	9.3	2.6	17.3
SD	4.6	4.6	2.7	9.1
CV %	87	50	104	53

Table-8 Mean minimum and lowest minimum temperature (°C) during winter season at Junagadh

Year	December			January			February		
	Mean	Lowest	Date	Mean	Lowest	Date	Mean	Lowest	Date
1987-88	12.8	9.1	23	12.3	6.1	26	16.1	12.1	5
1988-89	11.2	5.6	29	9.2	2.6	12	13.1	7.1	3
1989-90	11.9	5.8	28	10.3	6.2	3	15.8	10.0	16
1990-91	12.7	5.6	31	9.7	2.5	3	13.5	3.2	18
1991-92	10.7	5.1	31	10.2	3.5	12	13.0	6.9	15
1992-93	12.2	7.5	29	12.2	6.4	30	13.1	6.4	20
1993-94	10.7	6.0	21	11.5	5.0	16	13.3	7.5	23
1994-95	11.5	4.0	12	9.8	5.4	15	12.6	7.0	25
1995-96	12.7	7.7	3	12.0	5.5	19	13.7	5.8	1
1996-97	11.8	4.9	11	11.0	4.7	16	11.9	6.7	11
1997-98	12.1	7.6	15	10.5	4.5	18	13.5	9.5	8
1998-99	10.9	7.5	30	10.5	5.3	11	14.0	8.5	1
1999-00	10.3	7.5	13	12.7	8.5	16	15.9	9.1	13
2000-01	13.2	9.8	26	12.6	6.6	25	15.5	9.6	3
2001-02	13.5	10.7	24	12.5	7.6	28	16.0	7.0	12
2002-03	14.9	12.0	5	14.2	8.3	1	16.2	10.5	3
2003-04	12.7	8.4	18	12.3	7.9	27	14.5	7.9	7
2004-05	15	10.5	26	11.4	7.4	19	14.1	5.5	20
2005-06	11.7	8.2	25	12.5	8.0	4	16.5	13.3	1
2006-07	13.7	10.2	13	12.2	7.4	14	16.9	13.1	2
2007-08	15.2	7.6	30	11.3	7.3	22	12.0	5.5	8
2008-09	16.2	10.3	28	14.0	8.0	2	15.3	9.4	2
2009-10	14.7	10.6	31	13.5	10.0	5	15.3	9.5	19
2010-11	11.9	7.4	11	11.4	5.2	17	14.6	11.0	1
2011-12	13.7	8.8	12	11.6	7.5	10	13.3	3.5	9
2012-13	15.7	11.2	28	11.8	5.5	19	16.0	11.5	17
2013-14	13.2	7.5	29	11.7	7.4	7	15.0	9.0	17
2014-15	11.4	6.5	21	10.2	6.4	27	13.6	7.4	12
2015-16	12.8	6.8	21	12.5	7.0	22	15.2	9.8	8
2016-17	13.4	10.1	27	11.9	5.6	12	15.2	7.2	7
2017-18	14.8	9.6	28	13.2	8.5	2	16.2	9.8	9
2018-19	13.5	6.5	29	12.8	7.8	30	15.2	8.0	10
2019-20	15.7	9.7	31	19.1	6.5	18	23.2	9.8	7
2020-21	14.2	7.8	29	11	6.7	31	14	8.6	1
2021-22	14.8	9.6	18/21	18.1	6.1	25	14.3	10.2	13
2022-23	15.5	8.9	25	13.1	6.3	16	14.1	10.6	10
2023-24	16.5	12.2	13	12.7	9.8	3	16.6	11.7	10

Table-9 Mean maximum and highest maximum temperature (°C) during summer season at Junagadh

Year	March			April			May		
	Mean	Highest	Date	Mean	Highest	Date	Mean	Highest	Date
1984	36.5	38.6	12	41.2	43.5	14	39.2	42.8	6
1985	39.1	40.8	9	38.7	42.3	24	39.9	44.3	18
1986	37.4	41.8	29	39.7	43.6	7	38.9	43.2	21
1987	36.8	41.4	25	39.4	44.9	20	39.6	43.4	25
1988	36.3	39.8	17	40.6	43.9	13	40.0	45.4	9
1989	35.2	38.9	31	39.7	43.9	21	39.8	43.4	13
1990	34.5	38.7	21	39.1	43.0	25	38.1	42.2	10
1991	36.3	43.7	30	38.7	43.0	1	38.2	42.6	31
1992	35.8	39.2	24	38.3	43.1	28	39.6	43.7	14
1993	35.0	39.2	21	38.9	43.0	26	39.1	42.7	13
1994	39.0	44.2	18	38.2	40.2	28	39.8	43.2	16
1995	33.4	39.7	24	38.3	41.1	30	40.0	45.0	30
1996	37.8	41.2	12	39.0	42.3	16	38.6	43.9	8
1997	34.4	38.6	29	36.6	41.8	25	38.2	43.8	17
1998	36.1	41.7	29	39.2	43.7	6	40.5	44.8	17
1999	36.3	43.0	31	39.8	43.5	6	36.4	40.6	17
2000	35.5	41.3	30	39.5	42.1	9	36.1	40.0	6
2001	35.4	38.3	20	39.6	42.6	26	37.8	42.5	3
2002	37.5	42.4	20	40.4	44.3	29	39.1	46.0	5
2003	36.9	41.2	26	39.8	43.2	23	39.5	43.8	12
2004	39.0	42.7	17	38.5	42.0	26	37.8	45.2	7
2005	35.6	39.0	15	39.9	43.5	6	38.7	41.4	25
2006	35.0	40.0	31	38.4	42.0	16	38.5	43.0	8
2007	35.9	41.7	31	39.9	42.8	7	38.1	42.8	3
2008	36.9	39.5	24	38.6	43.6	28	37.1	41.0	28
2009	37.5	40.2	31	40.6	45.0	30	38.8	43.1	1
2010	38.3	43.8	20	40.9	43.6	17	41.2	44.5	21
2011	36.6	41.6	18	39.1	41.5	24	37.9	40.5	30
2012	36.0	40.7	31	39.3	42.3	5	38.3	40.2	1
2013	37.2	40.5	8	38.2	42.1	29	39.9	43.2	2
2014	35.3	38.5	28	38.8	43.4	29	39.8	43.6	8
2015	35.3	42.0	27/28	38.7	44.0	21	40.8	44.6	17
2016	37.1	41.0	25	38.5	42.0	30	39.9	45.5	19
2017	36.7	42.2	29	39.3	44.6	14	40.5	43.0	6
2018	37.6	42.0	27	40.3	42.6	25	41.1	43.9	18
2019	35.5	41.9	30	40.4	44.7	28	39.2	41.5	29
2020	34.0	38.7	31	40.3	43.5	14	41.1	43.3	26
2021	37.7	42.1	29	40.1	42.2	14	38.4	42.2	17
2022	38.3	41.9	28	41.4	43.6	29	39.1	42.5	29
2023	35.9	39.4	04	37.9	40.6	18	38.3	43.6	12
2024	36	40.4	28	39.3	42.4	18	41.1	44.7	22

Table -10 Decadal rainfall (mm) at Junagadh (1971-2020)

Year	June	July	Aug	Sep	Total	Oct	Nov	Total
	Monsoon					Post monsoon		
1971	185.0	258.6	257.6	294.7	995.9	0.0	0.0	0.0
1972	190.4	98.7	2.0	0.0	291.1	19.2	0.0	19.2
1973	144.2	514.6	154.5	95.9	909.2	0.0	0.0	0.0
1974	148.6	66.2	111.3	68.2	394.3	31.2	0.0	31.2
1975	188.1	149.1	156.1	131.4	624.7	182.5	0.0	182.5
1976	115.0	432.1	144.4	131.3	822.8	10.4	57.5	67.9
1977	142.1	400.1	106.0	187.2	835.4	0.0	7.6	7.6
1978	172.7	229.1	181.4	88.9	672.1	4.6	27.1	31.7
1979	335.1	42.4	787.3	124.3	1289.1	46.6	83.8	130.4
1980	969.4	532.6	104.9	60.8	1667.7	0.0	0.0	0.0
Mean	259.1	272.4	200.6	118.3	850.2	29.5	17.6	47.1
1981	12.0	648.4	244.0	88.0	992.4	88.0	53.0	141.0
1982	2.3	341.5	281.5	23.0	648.3	0.0	235.0	235.0
1983	1432.2	707.6	373.8	263.0	2776.6	14.0	0.0	14.0
1984	166.0	381.5	185.5	298.0	1031.0	0.0	0.0	0.0
1985	2.5.0	168.2	112.8	34.5	318.0	23.5	0.0	23.5
1986	536.0	31.0	158.8	19.0	744.8	0.0	0.0	0.0
1987	42.2	30.6	57.6	7.8	138.2	0.0	1.4	1.4
1988	19.7	1056.4	121.9	192.7	1390.7	0.0	0.0	0.0
1989	298.6	305.7	46.5	123.8	774.6	33.2	0.0	33.2
1990	33.4	55.2	473.4	104.1	666.1	184.8	1.2	186.0
Mean	254.5	372.6	205.6	115.4	948.1	34.4	29.1	63.4
1991	16.0	285.4	81.3	26.3	409.0	0.0	0.0	0.0
1992	26.0	341.3	195.5	267.5	830.3	110.8	0.0	110.8
1993	169.6	128.4	3.7	64.2	365.9	157.8	3.0	160.8
1994	132.5	748.4	150.9	155.5	1187.3	0.0	0.0	0.0
1995	15.7	607.1	105.5	82.6	810.9	45.5	0.0	45.5
1996	317.5	324.8	63.9	10.6	716.8	26.2	0.0	26.2
1997	231.7	267.8	96.4	217.3	813.2	39.3	0.0	39.3
1998	156.1	378.6	271.6	28.9	835.2	123.7	88.5	212.2
1999	81.6	219.9	37.5	22.2	361.2	33.3	0.0	33.3
2000	21.4	309.4	192.7	8.5	532.0	19.0	0.0	19.0
Mean	116.8	361.1	119.9	88.4	686.2	55.6	9.2	64.7
2001	276.2	224.3	200.3	106.8	807.6	16.4	0.0	16.4
2002	275.8	45.7	119.8	94.8	536.1	0.0	0.0	0.0
2003	175.3	546.5	458.3	60.9	1241.0	33.5	0.0	33.5
2004	151.6	201.2	475.7	95.2	923.7	47.1	0.0	47.1
2005	318.5	114.0	164.3	532.9	1129.7	4.6	0.0	4.6
2006	76.4	574.0	299.2	136.3	1085.9	0.0	0.0	0.0
2007	164.1	336.9	679.4	231.0	1411.4	0.0	0.0	0.0
2008	148.7	436.1	110.8	508.8	1204.4	2.8	1.8	4.6
2009	101.5	660.6	52.7	10.4	825.2	0.0	0.0	0.0
2010	225.9	508.4	501.9	321.8	1558.0	55.2	76.2	131.4
Mean	191.4	364.8	306.2	209.9	1072.3	16.0	7.8	23.8
2011	37.5	341.7	341.7	241.8	962.7	0.0	0.0	0.0
2012	84.2	67.6	79.5	193.7	425.0	0.0	0.0	0.0
2013	537.1	398.6	157.8	337.0	1430.5	89.0	0.0	89.0
2014	251.0	298.4	310.9	357.0	1217.3	12.2	34.6	46.8
2015	210.4	282.4	16.4	214.3	723.5	10.4	0.0	10.4
2016	62.0	280.3	355.6	274.1	972.0	153.1	0.0	153.1
2017	147.8	330.5	282.6	43.5	804.4	0.0	0.0	0.0
2018	7.4	641.9	88.6	51.5	789.4	0.0	0.0	0.0
2019	138.1	228.2	393.8	678.7	1438.8	42.2	11.2	53.4
2020	297.3	462.6	862.0	136.1	1758.0	48.9	0.0	48.9
Mean	177.3	333.2	288.9	252.8	1052.2	35.6	4.6	40.2

APPENDIX-1

DAILY WEATHER

DATA

JANUARY-2024

Date	Temperature (°C)				RH. %			W.D (degree)		W.S.	B.S.S	Evapo.	Rainfall
	Max	Min	Mean	Range	I	II	Mean	I	II	(km/h)	(hrs)	(mm)	(mm)
1	29.0	12.5	20.8	16.5	84	35	60	00	02	4.5	7.7	3.5	000.0
2	28.0	12.0	20.0	16.0	84	44	64	00	02	5.1	7.9	3.9	000.0
3	27.8	9.8	18.8	18.0	86	34	60	00	02	4.8	7.5	3.4	000.0
4	28.5	10.8	19.7	17.7	78	37	58	00	36	4.0	7.6	4.1	000.0
5	27.4	10.0	18.7	17.4	85	37	61	00	36	4.3	8.0	4.5	000.0
6	28.3	11.0	19.7	17.3	77	28	53	00	36	4.7	7.8	4.5	000.0
7	28.0	11.2	19.6	16.8	73	46	60	00	36	6.6	8.4	5.8	000.0
8	28.0	15.2	21.6	12.8	73	57	65	00	05	7.4	4.9	5.1	000.0
9	28.1	20.6	24.4	7.5	41	34	38	02	36	9.7	1.1	5.4	000.0
10	28.0	16.6	22.3	11.4	67	53	60	99	05	12.8	3.7	7.5	000.0
11	27.0	14.5	20.8	12.5	74	43	59	00	36	5.7	0.0	5.1	000.0
12	31.0	14.6	22.8	16.4	77	33	55	00	32	4.5	9.1	4.6	000.0
13	32.0	15.5	23.8	16.5	72	31	52	00	34	4.1	9.4	5.2	000.0
14	30.6	13.1	21.9	17.5	69	38	54	00	36	3.4	9.5	4.5	000.0
15	29.5	12.5	21.0	17.0	80	30	55	00	36	3.5	9.5	4.3	000.0
16	28.5	11.5	20.0	17.0	86	42	64	00	02	2.8	9.4	4.1	000.0
17	27.3	12.6	20.0	14.7	76	42	59	00	02	2.8	9.0	3.3	000.0
18	27.5	13.4	20.5	14.1	84	45	65	00	02	2.7	8.1	3.1	000.0
19	28.5	11.5	20.0	17.0	75	32	54	00	34	4.6	8.9	4.1	000.0
20	28.9	11.4	20.2	17.5	78	22	50	00	02	3.0	9.2	4.3	000.0
21	28.2	10.0	19.1	18.2	71	26	49	00	02	3.3	9.1	4.6	000.0
22	29.9	10.5	20.2	19.4	71	23	47	00	05	2.5	9.1	4.2	000.0
23	30.0	11.4	20.7	18.6	76	32	54	00	34	1.9	8.7	3.2	000.0
24	28.5	12.0	20.3	16.5	86	33	60	00	36	4.0	8.5	4.1	000.0
25	29.6	9.9	19.8	19.7	78	27	53	00	29	3.3	9.4	4.6	000.0
26	30.3	11.0	20.7	19.3	84	28	56	00	29	2.4	9.5	4.1	000.0
27	31.1	11.4	21.3	19.7	80	24	52	00	36	3.8	8.8	4.6	000.0
28	31.0	11.5	21.3	19.5	80	31	56	00	00	2.8	9.5	4.3	000.0
29	31.9	13.9	22.9	18.0	78	44	61	02	02	2.3	8.5	4.3	000.0
30	29.0	15.2	22.1	13.8	85	45	65	00	25	4.0	7.9	4.1	000.0
31	29.5	15.8	22.7	13.7	86	38	62	18	25	2.6	5.6	3.9	000.0
Total	901	393	647	508	2394	1114	1754			133.9	241.3	136.3	0.0
Mean	29.1	12.7	20.9	16.4	77.2	35.9	56.6			4.3	7.8	4.4	0.0
S.D.	1.4	2.4	1.4	2.7	8.7	8.6	6.1			2.3	2.4	0.8	0.0
C.V.%	4.7	19.0	6.7	16.7	11.3	23.9	10.8			52.5	30.4	19.3	0.0
High.	32.0	20.6	24.4	19.7	86.0	57.0	65.0			12.8	9.5	7.5	0.0
Low.	27.0	9.8	18.7	7.5	41.0	22.0	37.5			1.9	0.0	3.1	0.0

JANUARY-2024

Date	D.B. (°C)		W.B. (°C)		V.P. (mmHg)		Soil Temperature (°C)					
	I	II	I	II	I	II	5(I)	10(I)	20(I)	5(II)	10(II)	20(II)
1	15.0	27.8	13.6	18.2	10.9	9.8	22.6	23.9	25.9	32.8	30.8	28.5
2	14.6	27.6	13.2	19.6	10.5	12.2	22.4	23.5	25.3	32.8	30.5	29.3
3	13.0	27.8	11.8	18.0	9.7	9.5	22.0	23.1	25.1	33.0	30.9	29.5
4	13.8	27.0	11.8	18.0	9.1	10.0	22.2	23.5	23.5	32.8	31.0	29.8
5	11.0	27.4	9.8	18.2	8.4	10.1	22.0	23.2	25.1	33.3	31.7	30.2
6	12.8	27.8	10.8	17.0	8.5	8.0	22.2	23.6	25.2	33.1	31.4	30.1
7	13.4	27.4	11.0	19.8	8.4	12.7	22.0	23.5	25.5	33.0	31.1	29.7
8	16.4	28.0	13.8	22.0	10.3	16.2	22.3	23.6	25.8	33.3	31.0	30.0
9	22.2	27.8	14.8	18.0	8.2	9.5	22.8	24.0	26.0	33.6	31.2	30.4
10	18.0	26.4	14.6	20.0	10.4	13.5	23.0	24.5	26.1	33.1	30.7	29.0
11	16.6	30.2	14.0	21.4	10.5	13.7	22.7	23.9	25.9	34.0	31.9	30.3
12	18.2	31.2	15.8	21.0	12.0	11.8	23.4	25.0	27.1	35.1	32.8	31.0
13	19.0	30.0	16.0	19.0	11.8	9.8	24.9	26.3	28.0	35.0	32.9	31.1
14	15.8	29.2	12.8	19.8	9.3	11.6	24.3	25.9	27.5	33.8	31.9	29.1
15	14.6	28.0	12.8	17.4	10.0	8.4	24.0	25.3	27.0	33.5	31.8	29.0
16	12.8	27.0	11.6	18.8	9.5	11.3	23.4	24.8	26.9	33.0	39.6	28.7
17	14.6	27.0	12.4	18.8	9.5	11.3	23.5	24.7	26.7	33.2	31.5	29.2
18	15.0	27.8	13.6	20.0	10.9	12.8	23.5	24.9	27.8	32.7	31.8	29.5
19	13.8	28.0	11.6	17.8	8.9	9.1	23.2	24.5	27.3	33.2	32.0	29.9
20	14.0	28.0	12.0	16.0	9.3	6.4	23.4	24.8	27.1	33.0	31.7	29.5
21	13.2	29.2	10.6	17.6	8.1	8.1	23.0	24.3	26.7	33.7	32.5	30.2
22	13.6	29.2	11.0	17.0	8.3	7.1	23.3	24.5	26.8	34.1	32.9	30.3
23	15.0	28.0	12.8	17.8	9.8	9.1	23.9	25.1	27.0	34.0	32.5	29.8
24	13.0	28.8	11.8	18.6	9.7	9.8	24.2	25.5	27.1	34.2	32.9	30.0
25	11.8	30.0	10.0	18.2	8.1	8.5	23.5	24.9	26.3	34.5	33.0	29.8
26	13.2	30.8	11.8	19.0	9.5	9.3	24.1	25.5	27.0	34.9	33.3	30.2
27	13.8	30.4	12.0	18.0	9.5	7.9	24.9	26.0	27.5	34.7	33.0	30.1
28	13.6	31.0	11.8	19.8	9.3	10.5	25.1	26.1	27.9	35.2	33.9	31.8
29	17.2	28.2	15.0	20.0	11.5	12.6	25.4	26.3	28.3	35.0	33.4	31.5
30	16.4	29.0	15.0	20.8	11.9	13.4	25.2	26.0	27.8	35.2	33.5	31.7
31	18.4	29.6	17.0	20.0	13.6	11.7	25.8	26.4	28.0	35.5	33.6	31.5
Total	464	886	397	586	305	326	728	767	825	1048	1003	931
Mean	15.0	28.6	12.8	18.9	9.9	10.5	23.5	24.7	26.6	33.8	32.3	30.0
S.D.	2.4	1.3	1.8	1.4	1.3	2.2	1.1	1.0	1.1	0.9	1.7	0.9
C.V.%	16.1	4.6	14.2	7.4	13.5	21.1	4.6	4.1	4.1	2.6	5.1	2.9
Highest	22.2	31.2	17.0	22.0	13.6	16.2	25.8	26.4	28.3	35.5	39.6	31.8
Lowest	11.0	26.4	9.8	16.0	8.1	6.4	22.0	23.1	23.5	32.7	30.5	28.5

FEBRUARY-2024

Date	Temperature (°C)				RH. %			W.D (degree)		W.S.	B.S.S	Evapo.	Rainfall
	Max	Min	Mean	Range	I	II	Mean	I	II	(kmph)	(hrs)	(mm)	(mm)
1	30.0	18.3	24.2	11.7	85	38	62	00	36	2.2	7.5	3.5	000.0
2	29.9	14.5	22.2	15.4	87	28	58	00	36	2.0	8.7	3.7	000.0
3	31.1	14.9	23.0	16.2	87	37	62	00	29	1.9	8.8	4.2	000.0
4	32.4	16.9	24.7	15.5	81	31	56	00	25	1.6	8.9	4.5	000.0
5	34.5	17.0	25.8	17.5	85	40	63	34	34	3.6	8.7	4.4	000.0
6	30.7	18.0	24.4	12.7	86	40	63	00	34	3.0	7.9	4.0	000.0
7	30.2	17.8	24.0	12.4	85	39	62	02	02	2.4	8.4	4.2	000.0
8	29.8	21.1	25.5	8.7	50	33	42	34	05	7.5	7.6	5.2	000.0
9	30.5	15.0	22.8	15.5	77	33	55	00	02	5.8	8.4	5.3	000.0
10	30.1	11.7	20.9	18.4	65	23	44	36	32	5.3	8.7	4.7	000.0
11	29.5	17.0	23.3	12.5	46	20	33	34	34	7.7	9.6	5.5	000.0
12	30.5	12.5	21.5	18.0	75	24	50	14	29	6.3	9.8	4.8	000.0
13	29.7	15.0	22.4	14.7	62	17	40	00	02	6.0	6.0	6.0	000.0
14	29.8	17.4	23.6	12.4	42	18	30	34	34	6.2	3.6	6.3	000.0
15	31.0	14.5	22.8	16.5	51	26	39	36	29	7.9	10.0	7.8	000.0
16	33.2	18.9	26.1	14.3	43	29	36	02	34	5.5	8.8	7.6	000.0
17	35.0	17.1	26.1	17.9	81	22	52	00	32	4.0	8.0	5.7	000.0
18	36.1	14.9	25.5	21.2	82	16	49	00	25	3.0	9.5	4.4	000.0
19	35.4	18.0	26.7	17.4	88	24	56	18	25	3.3	9.9	6.2	000.0
20	34.0	18.4	26.2	15.6	81	41	61	00	25	5.7	9.8	6.6	000.0
21	31.6	20.9	26.3	10.7	86	25	56	00	29	5.3	9.0	5.1	000.0
22	32.5	19.8	26.2	12.7	79	28	54	00	23	4.7	8.8	6.0	000.0
23	31.1	20.1	25.6	11.0	31	11	21	02	02	5.1	8.9	6.4	000.0
24	31.0	12.7	21.9	18.3	48	11	30	36	36	7.0	10.1	10.4	000.0
25	31.0	12.2	21.6	18.8	70	8	39	00	05	5.8	9.9	7.6	000.0
26	32.6	17.8	25.2	14.8	40	19	30	25	25	6.2	10.0	8.0	000.0
27	35.1	15.5	25.3	19.6	71	13	42	00	36	3.1	8.0	6.3	000.0
28	35.0	16.8	25.9	18.2	66	21	44	00	32	4.0	7.5	5.8	000.0
29	36.1	17.5	27.5	28.2	69	22	35.1	00	25	2.3	7.7	5.5	000.0
Total	929	482	707	457	1999	737	1358			134	249	166	0.0
Mean	32.0	16.6	24.4	15.8	68.9	25.4	46.8			4.6	8.6	5.7	0.0
S.D.	2.2	2.5	1.8	3.8	17.5	9.5	12.2			1.9	1.4	1.5	0.0
C.V.%	6.8	15.2	7.5	24.4	25.4	37.4	26.0			40.9	15.9	26.7	0.0
High.	36.1	21.1	27.5	28.2	88.0	41.0	63.0			7.9	10.1	10.4	0.0
Low.	29.5	11.7	20.9	8.7	31.0	8.0	21.0			1.6	3.6	3.5	0.0

FEBRUARY-2024

Date	D.B. (°C)		W.B. (°C)		V.P. (mmHg)		Soil Temperature (°C)					
	I	II	I	II	I	II	5(I)	10(I)	20(I)	5(II)	10(II)	20(II)
1	20.0	18.4	29.4	20.0	14.9	11.8	26.2	27.0	28.6	35.7	33.7	31.9
2	15.8	14.6	30.8	19.0	11.8	9.3	25.5	26.2	28.0	38.1	34.0	32.3
3	16.2	15.0	32.0	21.8	12.1	13.4	25.8	26.6	28.1	38.3	35.8	33.3
4	18.8	16.8	33.4	21.6	13.1	12.1	26.0	26.9	28.7	39.1	36.3	34.0
5	20.8	19.2	30.2	21.0	15.7	13.0	26.9	28.0	29.2	37.1	34.9	31.9
6	19.2	17.8	3.0	20.8	14.4	12.8	26.5	27.7	28.7	36.0	34.1	31.1
7	20.8	18.8	29.4	20.2	15.3	12.1	26.7	27.5	28.3	35.9	34.4	31.2
8	22.0	16.0	30.0	19.4	10.0	10.5	27.0	27.9	28.5	36.3	34.6	31.5
9	15.8	13.6	29.0	18.8	10.4	10.0	25.4	26.8	28.1	36.0	34.1	31.1
10	14.2	11.0	29.0	16.8	7.9	7.0	25.0	26.2	27.9	35.7	33.5	30.0
11	19.8	13.6	30.0	16.8	7.9	6.3	25.3	26.9	28.4	35.5	33.9	30.1
12	14.2	12.2	29.0	17.0	9.5	7.3	25.5	27.1	28.5	33.5	31.7	29.9
13	16.8	13.0	29.6	16.0	9.0	5.4	24.5	25.4	27.7	32.1	29.4	27.9
14	20.4	13.6	3.2	16.4	7.6	5.6	24.9	26.1	27.5	33.4	29.7	28.0
15	16.8	11.8	32.8	20.0	7.4	9.7	24.2	25.8	27.0	34.0	30.1	28.8
16	23.8	16.4	34.8	22.0	9.5	12.0	26.1	27.0	28.5	35.8	32.3	29.9
17	18.8	16.8	35.6	21.0	13.1	9.7	26.7	27.6	29.3	37.5	33.9	31.1
18	17.0	15.2	34.8	19.0	11.8	6.9	27.4	28.1	29.7	37.3	34.0	30.9
19	22.4	21.0	33.2	19.8	17.8	9.1	26.2	27.8	29.4	35.9	33.5	30.1
20	22.0	19.8	31.0	21.8	16.0	14.0	26.5	27.9	29.3	34.8	31.9	29.7
21	23.2	21.6	32.2	19.4	18.4	9.1	27.3	28.8	29.5	35.2	32.0	30.0
22	22.4	20.0	30.8	19.0	14.2	9.3	27.7	29.0	29.9	35.5	32.4	30.2
23	21.4	12.8	30.6	15.2	5.9	3.6	26.0	27.3	29.5	34.7	32.1	30.0
24	20.2	14.2	30.6	15.2	8.5	3.6	24.3	26.2	29.4	34.0	30.2	29.5
25	15.0	10.8	31.4	15.0	9.0	2.9	23.8	25.6	27.9	33.8	30.0	28.6
26	19.4	12.6	34.8	19.6	6.8	7.8	26.4	27.2	29.6	36.5	32.8	29.9
27	17.6	14.6	34.4	17.8	10.7	5.2	26.6	27.5	29.4	36.4	33.0	30.2
28	19.0	15.4	35.6	20.8	10.9	9.4	27.3	28.1	29.8	37.1	34.4	30.7
29	19.6	15.2	37.0	21.8	11.8	10.3	27.5	28.2	30.1	38.3	35.1	31.4
Total	553	452	868	553	331	259	755	788	835	1040	958	885
Mean	19.1	15.6	29.9	19.1	11.4	8.9	26.0	27.2	28.8	35.8	33.0	30.5
S.D.	2.7	3.0	7.8	2.2	3.4	3.1	1.1	0.9	0.8	1.7	1.8	1.4
C.V.%	14.2	19.3	26.0	11.5	29.5	34.8	4.1	3.4	2.8	4.6	5.6	4.6
Highest	23.8	21.6	37.0	22.0	18.4	14.0	27.7	29.0	30.1	39.1	36.3	34.0
Lowest	14.2	10.8	3.0	15.0	5.9	2.9	23.8	25.4	27.0	32.1	29.4	27.9

MARCH-2024

Date	Temperature (°C)				RH. %			W.D (degree)		W.S.	B.S.S	Evapo.	Rainfall
	Max	Min	Mean	Range	I	II	Mean	I	II	(km/h)	(hrs)	(mm)	(mm)
1	37.7	20.7	29.2	17.0	86	36	61	00	25	3.8	8.2	6.2	000.0
2	34.5	21.5	28.0	13.0	81	48	65	23	27	5.1	9.3	6.5	000.0
3	32.0	17.0	24.5	15.0	62	29	46	36	32	8.1	7.5	6.1	000.0
4	29.0	15.0	22.0	14.0	42	19	31	02	36	7.4	10.2	7.8	000.0
5	29.5	10.4	20.0	19.1	52	11	32	00	32	6.0	10.2	7.0	000.0
6	30.6	12.5	21.6	18.1	60	11	36	00	02	7.2	10.4	8.0	000.0
7	32.5	17.4	25.0	15.1	38	16	27	02	34	5.0	10.2	8.5	000.0
8	33.4	18.5	26.0	14.9	40	20	30	23	29	5.4	10.2	6.8	000.0
9	34.3	23.0	28.7	11.3	27	7	17	36	32	7.0	10.4	7.0	000.0
10	34.1	16.0	25.1	18.1	49	15	32	00	29	6.1	10.4	8.8	000.0
11	35.6	18.6	27.1	17.0	49	21	35	00	36	3.6	10.2	7.5	000.0
12	35.4	23.1	29.3	12.3	62	27	45	34	32	7.1	9.9	8.4	000.0
13	35.5	20.5	28.0	15.0	82	24	53	36	02	6.8	9.7	6.6	000.0
14	34.5	19.0	26.8	15.5	74	19	47	02	27	6.5	9.7	7.6	000.0
15	33.7	19.5	26.6	14.2	69	20	45	36	16	4.9	9.5	5.1	000.0
16	35.0	17.1	26.1	17.9	87	15	51	00	32	4.2	9.2	6.9	000.0
17	36.1	19.0	27.6	17.1	77	16	47	00	34	4.0	9.8	6.3	000.0
18	37.7	19.8	28.8	17.9	54	11	33	00	34	4.0	9.8	7.1	000.0
19	38.0	18.2	28.1	19.8	54	10	32	00	02	3.8	10.1	7.9	000.0
20	37.6	18.0	27.8	19.6	51	11	31	36	32	4.0	7.3	8.0	000.0
21	39.0	20.9	30.0	18.1	59	13	36	00	34	5.0	9.0	8.1	000.0
22	39.4	24.3	31.9	15.1	34	13	24	16	29	5.3	9.0	8.5	000.0
23	39.0	18.4	28.7	20.6	62	20	41	00	25	4.7	10.0	9.0	000.0
24	38.4	21.9	30.2	16.5	74	15	45	02	29	5.3	8.3	6.5	000.0
25	38.0	23.4	30.7	14.6	61	18	40	34	34	5.4	10.6	7.1	000.0
26	39.4	21.9	30.7	17.5	69	27	48	05	32	4.7	10.2	8.3	000.0
27	39.5	25.0	32.3	14.5	66	23	45	34	32	4.5	10.1	6.8	000.0
28	40.4	25.0	32.7	15.4	63	25	44	02	00	6.0	10.1	8.7	000.0
29	39.5	24.8	32.2	14.7	52	19	36	02	32	5.6	9.9	8.5	000.0
30	38.7	22.3	30.5	16.4	77	25	51	02	25	5.5	9.6	8.9	000.0
31	38.0	20.6	29.3	17.4	75	22	49	02	02	4.8	10.3	8.3	000.0
Total	1116	613	865	503	1888	606	1247			167	299	233	0.0
Mean	36.0	19.8	27.9	16.2	60.9	19.5	40.2			5.4	9.7	7.5	0.0
S.D.	3.1	3.5	3.1	2.2	15.5	8.4	10.6			1.2	0.8	1.0	0.0
C.V.%	8.7	17.7	11.2	13.7	25.5	42.8	26.4			22.2	8.7	13.2	0.0
High.	40.4	25.0	32.7	20.6	87.0	48.0	64.5			8.1	10.6	9.0	0.0
Low.	29.0	10.4	20.0	11.3	27.0	7.0	17.0			3.6	7.3	5.1	0.0

MARCH-2024

Date	D.B. (°C)		W.B. (°C)		V.P. (mmHg)		Soil Temperature (°C)					
	I	II	I	II	I	II	5(I)	10(I)	20(I)	5(II)	10(II)	20(II)
1	23.6	33.0	22.0	22.2	18.9	13.5	28.6	29.5	30.6	37.0	33.1	31.1
2	23.6	30.8	21.4	22.8	17.8	15.9	28.2	29.4	31.3	35.8	32.4	30.7
3	18.0	28.6	14.0	17.6	9.6	8.4	25.8	27.3	30.4	35.4	31.8	30.0
4	17.2	28.4	11.0	15.6	6.1	5.6	24.6	26.8	29.4	35.0	31.7	29.5
5	14.6	30.0	10.0	14.8	6.5	3.4	24.0	26.1	29.2	34.1	31.0	29.8
6	15.0	31.8	11.2	15.8	7.7	3.7	24.7	26.5	28.9	35.1	32.8	30.1
7	21.8	33.0	14.2	17.8	7.6	6.1	26.9	28.1	29.6	36.5	33.9	30.8
8	22.6	33.8	15.0	19.4	8.3	8.2	28.1	29.8	30.7	37.2	34.5	31.9
9	25.0	33.6	14.8	15.8	6.5	2.7	28.7	30.1	31.3	37.7	34.9	32.1
10	22.4	35.0	16.2	18.8	10.0	6.4	28.9	30.5	31.3	38.5	35.9	32.5
11	22.0	34.4	15.8	20.0	9.7	8.7	28.0	29.9	31.0	37.5	35.3	31.6
12	24.6	35.0	19.8	21.8	14.4	11.5	28.7	30.3	31.6	38.0	36.0	32.0
13	21.8	34.0	19.8	20.4	16.1	9.7	28.9	30.8	31.5	38.1	36.6	32.2
14	20.2	33.0	17.4	18.6	13.2	7.3	28.0	30.3	31.6	38.2	36.5	31.9
15	21.8	34.8	18.2	19.8	13.5	8.2	27.9	29.8	31.0	38.6	36.7	31.9
16	20.2	35.4	18.8	19.0	15.4	6.5	27.7	29.4	31.7	38.9	37.0	32.5
17	22.0	36.8	19.4	20.0	15.3	7.3	28.5	29.9	31.9	40.1	37.9	32.9
18	23.6	37.6	17.8	19.0	11.8	5.1	28.9	30.3	32.0	40.3	38.2	33.5
19	21.4	36.8	16.0	18.4	10.4	4.7	28.5	29.8	32.2	39.2	36.9	32.3
20	22.2	38.8	16.2	19.8	10.2	5.7	27.9	29.4	31.5	40.5	37.4	32.6
21	25.0	38.2	19.6	2.2	14.2	6.8	29.3	31.0	32.1	40.7	37.5	33.0
22	26.2	38.2	16.8	20.0	8.7	6.5	29.5	31.4	32.3	41.5	37.4	33.0
23	24.4	37.6	19.6	21.8	14.2	9.9	29.3	31.3	32.5	41.0	36.9	33.2
24	25.2	37.2	22.0	20.0	17.9	7.1	29.4	31.5	32.3	40.9	36.5	33.0
25	26.2	39.0	21.0	22.2	15.5	9.4	29.7	31.6	32.7	42.7	37.3	33.6
26	26.0	39.0	22.0	24.4	17.4	14.0	31.9	34.3	33.3	43.0	37.8	34.8
27	27.4	39.6	22.8	23.8	18.0	12.4	32.3	33.1	34.3	43.4	37.5	34.9
28	27.0	39.2	22.0	24.0	16.8	13.0	32.9	33.5	34.5	43.3	37.5	35.1
29	26.6	38.0	20.0	21.8	13.4	9.7	33.0	33.9	34.7	43.0	38.1	35.1
30	24.4	37.4	21.6	22.8	17.7	11.8	32.7	33.8	34.5	42.5	37.0	34.7
31	23.0	37.0	20.0	21.8	15.7	10.3	32.5	33.4	34.0	42.6	36.9	34.7
Total	705	1095	556	602	399	260	894	943	986	1216	1111	1007
Mean	22.7	35.3	17.9	19.4	12.9	8.4	28.8	30.4	31.8	39.2	35.8	32.5
S.D.	3.2	3.2	3.5	4.1	4.0	3.3	2.3	2.1	1.5	2.8	2.1	1.6
C.V.%	14.2	9.0	19.5	20.9	31.1	39.3	8.1	7.0	4.8	7.0	5.9	4.9
Highest	27.4	39.6	22.8	24.4	18.9	15.9	33.0	34.3	34.7	43.4	38.2	35.1
Lowest	14.6	28.4	10.0	2.2	6.1	2.7	24.0	26.1	28.9	34.1	31.0	29.5

APRIL-2024

Date	Temperature (°C)				RH. %			W.D (degree)		W.S.	B.S.S	Evapo.	Rainfall
	Max	Min	Mean	Range	I	II	Mean	I	II	(km/h)	(hrs)	(mm)	(mm)
1	37.5	22.0	29.8	15.5	73	27	50	02	34	3.6	10.2	6.5	000.0
2	37.5	22.2	29.9	15.3	56	15	36	00	32	4.0	9.9	8.5	000.0
3	35.2	18.4	26.8	16.8	59	28	44	00	23	2.3	3.7	6.6	000.0
4	37.1	22.9	30.0	14.2	82	20	51	32	27	3.4	10.3	6.0	000.0
5	38.6	22.0	30.3	16.6	56	19	38	34	32	4.2	10.1	7.6	000.0
6	38.9	25.0	32.0	13.9	56	18	37	00	29	4.5	9.8	9.5	000.0
7	39.2	22.7	31.0	16.5	65	18	42	34	29	5.1	8.3	10.5	000.0
8	38.5	23.3	30.9	15.2	71	15	43	00	34	3.3	9.5	8.7	000.0
9	40.2	22.7	31.5	17.5	78	15	47	00	02	2.5	9.8	7.3	000.0
10	40.7	23.2	32.0	17.5	62	17	40	02	25	3.2	9.6	9.6	000.0
11	40.9	25.3	33.1	15.6	61	20	41	34	29	3.5	9.3	9.7	000.0
12	39.5	24.2	31.9	15.3	72	33	53	00	25	3.0	9.5	7.7	000.0
13	37.9	24.4	31.2	13.5	80	38	59	00	25	3.5	10.4	6.2	000.0
14	37.1	25.6	31.4	11.5	80	28	54	34	29	3.6	10.1	7.6	000.0
15	39.2	25.7	32.5	13.5	59	24	42	00	34	4.5	8.0	8.7	000.0
16	41.0	27.5	34.3	13.5	59	22	41	00	32	3.6	10.4	10.0	000.0
17	40.6	25.4	33.0	15.2	58	19	39	00	29	1.7	10.1	10.8	000.0
18	42.4	26.3	34.4	16.1	62	17	40	00	32	1.9	11.0	11.6	000.0
19	41.5	26.0	33.8	15.5	65	22	44	00	29	2.0	10.5	9.8	000.0
20	40.7	23.9	32.3	16.8	84	22	53	34	36	3.8	10.4	8.5	000.0
21	39.0	23.3	31.2	15.7	78	23	51	32	36	3.8	10.9	8.8	000.0
22	37.0	23.7	30.4	13.3	57	16	37	00	29	2.4	10.6	8.2	000.0
23	38.5	23.2	30.9	15.3	82	22	52	34	00	3.8	10.9	9.4	000.0
24	38.0	22.4	30.2	15.6	80	19	50	34	23	2.9	10.9	8.5	000.0
25	39.0	23.9	31.5	15.1	82	18	50	34	20	2.2	11.3	8.4	000.0
26	39.6	24.9	32.3	14.7	82	19	51	34	34	2.3	10.7	9.0	000.0
27	40.1	24.8	32.5	15.3	75	21	48	36	34	1.5	10.7	9.4	000.0
28	40.5	25.8	33.2	14.7	59	12	36	34	34	0.7	10.9	9.9	000.0
29	40.9	26.5	33.7	14.4	58	17	38	34	32	2.4	10.9	10.8	000.0
30	41.4	27.5	34.5	13.9	47	15	31	36	32	4.0	11.2	12.1	000.0
Total	1178	725	951	454	2038	619	1329			93	300	266	0.0
Mean	39.3	24.2	31.7	15.1	67.9	20.6	44.3			3.1	10.0	8.9	0.0
S.D.	1.7	1.9	1.7	1.3	10.9	5.6	7.0			1.0	1.4	1.5	0.0
C.V.%	4.2	7.9	5.2	8.9	16.0	27.3	15.7			32.7	14.2	17.2	0.0
High.	42.4	27.5	34.5	17.5	84.0	38.0	59.0			5.1	11.3	12.1	0.0
Low.	35.2	18.4	26.8	11.5	47.0	12.0	31.0			0.7	3.7	6.0	0.0

APRIL-2024

Date	D.B. (°C)		W.B. (°C)		V.P. (mmHg)		Soil Temperature (°C)					
	I	II	I	II	I	II	5(I)	10(I)	20(I)	5(II)	10(II)	20(II)
1	25.2	36.6	21.8	22.8	17.5	12.4	31.9	32.5	34.0	42.5	37.0	34.9
2	25.6	34.6	19.8	18.4	13.8	6.0	32.2	33.0	34.4	38.9	35.8	34.4
3	25.6	37.0	20.2	23.4	14.4	13.2	32.5	33.3	33.5	41.8	37.5	34.6
4	25.0	38.0	22.8	22.0	19.5	10.0	32.7	33.5	34.3	42.5	38.1	35.0
5	26.2	38.0	20.4	21.6	14.3	9.3	32.5	33.0	34.5	42.7	39.3	35.1
6	27.2	38.2	21.2	21.4	15.2	8.9	32.2	33.0	34.6	43.1	37.9	35.3
7	24.8	38.0	20.4	21.4	15.3	9.0	32.8	33.5	34.4	43.0	37.8	35.0
8	25.6	39.8	22.0	21.6	17.7	8.3	33.0	33.9	34.4	44.1	38.5	35.6
9	25.4	40.0	22.6	21.6	19.2	8.1	33.3	34.0	34.9	44.0	38.7	35.7
10	26.0	40.2	21.0	22.6	15.6	9.8	33.8	34.5	35.1	44.5	38.9	35.8
11	26.6	38.4	21.4	22.2	16.0	10.3	34.0	34.9	35.3	44.0	38.7	35.6
12	26.2	36.0	23.8	23.8	19.1	14.5	33.4	34.1	35.0	44.2	38.5	35.5
13	26.6	36.0	24.0	25.0	20.8	17.0	33.2	34.0	35.2	44.4	38.9	35.9
14	27.4	38.8	24.8	24.6	21.9	14.4	33.6	34.5	35.4	45.1	39.9	36.3
15	27.6	40.0	22.0	24.4	16.4	13.4	34.0	34.8	35.9	45.6	40.3	36.8
16	29.4	40.2	23.6	23.8	18.3	12.1	35.3	36.0	36.5	45.3	40.0	37.0
17	29.0	41.6	23.0	24.0	17.4	11.5	34.7	35.5	36.6	46.0	41.9	37.5
18	29.6	41.0	24.2	23.0	19.3	10.0	35.0	35.9	37.0	45.6	41.5	37.3
19	28.8	40.0	24.0	23.8	19.5	12.1	35.0	36.1	36.3	45.1	40.1	37.2
20	26.0	38.6	24.0	22.8	21.2	11.2	33.9	34.8	36.0	43.9	39.8	36.8
21	26.2	36.8	23.4	22.0	19.8	10.8	34.1	35.0	36.0	43.6	39.4	36.9
22	26.8	37.8	21.0	20.8	15.1	8.1	33.6	34.5	36.1	44.2	39.4	36.5
23	25.0	37.6	22.8	22.2	19.5	10.7	33.1	34.0	35.9	44.5	39.9	36.9
24	25.0	38.4	22.6	22.0	19.1	9.7	33.0	33.8	35.7	45.2	40.7	37.2
25	25.6	39.0	23.4	22.0	20.2	9.4	33.3	34.3	35.9	45.4	41.0	37.7
26	26.0	38.8	23.8	22.2	20.8	9.9	33.6	34.9	36.3	45.6	41.1	37.8
27	26.8	40.0	23.6	23.4	19.8	11.4	33.9	35.1	36.7	45.7	41.4	37.9
28	27.6	40.0	22.0	20.8	16.4	6.7	34.0	35.8	36.8	45.9	41.5	38.3
29	28.0	40.2	22.2	22.4	16.5	9.4	34.0	35.9	37.1	45.5	41.7	38.4
30	28.8	40.0	21.0	21.8	13.9	8.4	35.0	36.7	37.5	45.8	41.5	38.3
Total	800	1160	673	674	534	316	1007	1035	1067	1328	1187	1093
Mean	26.7	38.7	22.4	22.5	17.8	10.5	33.6	34.5	35.6	44.3	39.6	36.4
S.D.	1.4	1.6	1.4	1.3	2.4	2.4	0.9	1.1	1.0	1.5	1.5	1.2
C.V.%	5.3	4.2	6.1	6.0	13.4	22.7	2.7	3.1	2.9	3.5	3.9	3.3
Highest	29.6	41.6	24.8	25.0	21.9	17.0	35.3	36.7	37.5	46.0	41.9	38.4
Lowest	24.8	34.6	19.8	18.4	13.8	6.0	31.9	32.5	33.5	38.9	35.8	34.4

MAY-2024

Date	Temperature (°C)				RH. %			W.D (degree)		W.S.	B.S.S	Evapo.	Rainfall
	Max	Min	Mean	Range	I	II	Mean	I	II	(km/h)	(hrs)	(mm)	(mm)
1	41.7	21.0	31.4	20.7	74	10	42	34	32	5.5	11.2	12.5	000.0
2	41.5	24.9	33.2	16.6	64	11	38	34	32	4.8	11.3	11.5	000.0
3	40.8	22.0	31.4	18.8	88	10	49	34	25	5.1	11.0	10.0	000.0
4	41.1	24.4	32.8	16.7	80	24	52	34	32	4.6	11.2	9.9	000.0
5	41.6	26.5	34.1	15.1	76	33	55	36	32	6.3	10.9	10.7	000.0
6	40.1	25.7	32.9	14.4	80	28	54	36	29	7.5	9.2	9.4	000.0
7	40.2	26.1	33.2	14.1	85	31	58	32	23	8.5	10.7	10.7	000.0
8	42.5	26.4	34.5	16.1	83	30	57	27	25	6.8	10.5	10.0	000.0
9	40.0	26.7	33.4	13.3	79	34	57	27	25	7.4	10.9	8.9	000.0
10	38.9	25.8	32.4	13.1	82	41	62	23	27	7.4	10.9	9.8	000.0
11	38.0	25.3	31.7	12.7	81	34	58	00	27	7.5	10.9	6.9	000.0
12	39.8	26.1	33.0	13.7	75	35	55	32	27	7.0	11.4	7.0	000.0
13	39.5	26.0	32.8	13.5	74	26	50	29	29	7.0	11.2	7.4	000.0
14	40.2	25.0	32.6	15.2	58	23	41	34	23	7.9	10.7	7.4	000.0
15	41.8	27.1	34.5	14.7	70	21	46	34	34	6.8	11.1	10.4	000.0
16	42.5	24.4	33.5	18.1	73	34	54	34	29	6.1	8.2	9.6	006.2
17	38.2	28.2	33.2	10.0	62	23	43	99	36	4.4	4.9	5.8	000.0
18	42.9	26.9	34.9	16.0	65	17	41	34	32	4.8	8.8	9.6	000.0
19	43.6	28.8	36.2	14.8	62	13	38	36	32	7.2	10.9	10.8	000.0
20	44.1	28.5	36.3	15.6	68	23	46	34	27	8.2	10.8	13.4	000.0
21	43.5	26.5	35.0	17.0	24	14	19	34	32	8.3	10.5	11.0	000.0
22	44.7	27.1	35.9	17.6	70	18	44	27	32	6.6	10.9	12.2	000.0
23	44.5	26.3	35.4	18.2	71	16	44	34	32	5.8	11.1	10.1	000.0
24	44.6	27.2	35.9	17.4	70	24	47	34	25	7.5	11.0	12.4	000.0
25	42.5	27.7	35.1	14.8	79	30	55	29	27	10.6	10.4	12.4	000.0
26	41.6	28.1	34.9	13.5	80	37	59	27	27	9.7	9.7	9.8	000.0
27	40.0	28.5	34.3	11.5	79	43	61	34	27	11.0	7.0	9.7	000.0
28	40.6	28.6	34.6	12.0	78	39	59	25	25	13.8	7.7	9.6	000.0
29	39.0	28.2	33.6	10.8	79	48	64	25	25	15.0	7.1	10.9	000.0
30	37.5	28.0	32.8	9.5	78	49	64	23	23	15.5	5.6	9.6	000.0
31	38.0	27.9	33.0	10.1	80	44	62	25	25	12.3	3.6	8.3	000.0
Total	1000	820	1048	456	2267	863	1565			247	301	308	6.2
Mean	41.1	26.4	33.8	14.7	73.1	27.8	50.5			8.0	9.7	9.9	0.2
S.D.	2.1	1.8	1.4	2.7	11.7	11.2	9.8			2.9	2.1	1.8	1.1
C.V.%	5.0	6.9	4.1	18.7	16.0	40.3	19.5			36.7	21.5	17.9	1.5
High.	44.7	28.8	36.3	20.7	88.0	49.0	63.5			15.5	11.4	13.4	6.2
Low.	37.5	21.0	31.4	9.5	23.9	10.0	19.0			4.4	3.6	5.8	0.0

MAY-2024

Date	D.B. (°C)		W.B. (°C)		V.P. (mmHg)		Soil Temperature (°C)					
	I	II	I	II	I	II	5(I)	10(I)	20(I)	5(II)	10(II)	20(II)
1	24.8	40.4	21.6	20.6	17.4	6.1	33.4	34.9	36.0	44.9	40.0	37.2
2	26.8	39.4	22.0	20.0	16.9	5.7	33.5	35.3	36.5	44.3	39.5	37.0
3	25.0	40.4	23.6	20.6	20.9	6.1	33.1	34.9	36.1	44.5	40.1	37.3
4	27.2	40.8	24.6	25.0	21.6	14.1	33.6	35.2	36.7	45.3	40.7	37.5
5	28.2	38.8	25.0	25.8	21.9	16.9	33.7	35.0	36.5	45.0	40.3	37.0
6	27.6	38.6	25.0	24.6	22.1	14.5	34.3	35.4	36.6	45.3	40.5	37.4
7	28.0	40.8	26.0	27.0	24.1	18.2	34.7	35.7	36.8	45.8	41.0	37.9
8	28.2	39.0	26.0	25.2	23.9	15.6	35.2	36.7	37.4	45.7	41.1	38.0
9	28.4	38.2	25.6	25.8	22.9	17.3	35.5	36.9	37.5	45.5	41.0	38.1
10	28.4	37.2	26.0	26.6	23.8	13.6	35.3	36.5	37.0	44.9	39.7	37.9
11	28.8	38.6	26.2	26.0	23.9	17.4	35.2	36.3	37.1	45.1	40.2	38.3
12	29.4	39.4	26.0	26.8	23.1	18.7	35.6	36.7	38.2	45.5	40.6	38.7
13	29.0	39.8	25.4	24.8	22.1	14.3	35.7	36.4	37.6	46.1	41.9	38.8
14	27.8	41.4	22.0	25.0	16.3	13.6	35.7	36.9	38.1	47.3	42.3	38.5
15	29.0	41.4	24.8	24.4	20.9	12.5	35.9	37.0	38.3	48.0	42.9	38.9
16	28.6	38.0	25.0	25.6	21.6	17.0	32.6	34.1	36.5	39.5	37.1	35.5
17	30.4	42.0	24.8	25.4	20.1	14.1	33.7	35.0	36.5	45.9	40.0	36.0
18	30.0	43.0	25.0	24.0	20.7	10.7	35.0	36.7	37.0	46.1	41.0	37.9
19	30.4	43.4	24.8	23.0	20.1	8.5	35.7	36.9	37.5	46.9	42.1	38.2
20	30.0	43.0	25.4	26.0	21.5	14.7	36.1	37.4	38.1	46.7	42.0	38.5
21	28.8	44.2	26.2	24.0	23.9	10.0	36.3	37.5	38.0	47.4	42.6	39.0
22	30.2	43.8	26.0	25.0	22.7	12.2	36.8	37.9	38.5	47.3	42.3	38.9
23	30.0	44.0	26.0	24.4	22.8	10.9	36.5	37.7	38.5	47.0	41.9	39.0
24	30.4	40.8	26.2	25.0	22.9	14.1	36.8	38.0	38.7	46.7	41.0	38.9
25	29.8	41.0	27.0	26.8	25.1	17.7	36.5	37.3	38.2	46.6	41.5	39.0
26	30.2	39.2	27.2	27.0	25.4	19.3	36.8	37.5	38.7	45.0	40.5	39.0
27	29.8	38.8	27.0	28.2	25.1	22.1	36.1	37.2	38.0	44.9	40.3	38.7
28	30.0	38.2	27.0	26.8	24.9	19.3	36.8	37.5	38.3	44.8	40.5	38.6
29	29.8	36.0	27.0	27.2	25.1	21.6	36.8	37.3	38.4	44.4	40.0	38.5
30	30.0	36.4	27.0	27.6	24.9	22.3	36.5	37.6	37.9	45.1	40.6	38.4
31	30.0	37.8	27.2	27.8	25.4	21.9	36.3	37.3	37.8	45.5	41.0	38.5
Total	895	1244	789	782	694	461	1096	1133	1163	1413	1266	1181
Mean	28.9	40.1	25.4	25.2	22.4	14.9	35.3	36.5	37.5	45.6	40.8	38.1
S.D.	1.5	2.2	1.5	2.0	2.4	4.7	1.3	1.1	0.8	1.5	1.1	0.9
C.V.%	5.1	5.6	5.9	8.0	10.9	31.3	3.6	2.9	2.2	3.3	2.8	2.3
Highest	30.4	44.2	27.2	28.2	25.4	22.3	36.8	38.0	38.7	48.0	42.9	39.0
Lowest	24.8	36.0	21.6	20.0	16.3	5.7	32.6	34.1	36.0	39.5	37.1	35.5

JUNE-2024

Date	Temperature (°C)				RH. %			W.D (degree)		W.S.	B.S.S	Evapo.	Rainfall
	Max	Min	Mean	Range	I	II	Mean	I	II	(km/h)	(hrs)	(mm)	(mm)
1	39.6	28.0	33.8	11.6	8	42	25	25	23	13.3	4.5	9.1	000.0
2	38.3	28.0	33.2	10.3	79	40	60	25	25	12.3	3.3	8.6	000.0
3	39.2	28.1	33.7	11.1	78	42	60	25	25	7.9	3.4	8.1	000.0
4	39.5	27.4	33.5	12.1	82	38	60	27	25	8.3	4.3	9.3	000.0
5	39.3	27.7	33.5	11.6	79	35	57	25	27	9.0	5.6	8.8	000.0
6	39.1	27.4	33.3	11.7	84	37	61	25	25	9.8	7.3	9.4	000.0
7	39.0	27.8	33.4	11.2	74	37	56	27	25	10.0	5.9	9.9	000.0
8	40.4	28.4	34.4	12.0	76	40	58	32	25	9.8	5.8	9.8	000.0
9	40.5	28.5	34.5	12.0	78	34	56	36	27	9.5	5.8	10.0	000.0
10	41.4	28.4	34.9	13.0	77	42	60	29	25	9.4	4.1	10.2	000.0
11	40.1	28.2	34.2	11.9	77	40	59	34	25	9.7	2.6	10.0	000.0
12	39.2	28.5	33.9	10.7	76	42	59	29	23	10.0	4.4	10.1	000.0
13	38.9	28.0	33.5	10.9	75	37	56	25	25	10.3	6.0	10.6	000.0
14	39.2	28.2	33.7	11.0	77	38	58	23	25	10.9	5.0	10.0	000.0
15	38.9	28.9	33.9	10.0	77	39	58	20	23	12.5	5.2	10.2	000.0
16	38.9	28.7	33.8	10.2	79	56	68	23	23	12.1	1.6	10.1	000.0
17	36.7	28.5	32.6	8.2	77	40	59	25	23	12.2	1.5	8.3	000.6
18	39.6	28.6	34.1	11.0	77	53	65	25	25	7.0		7.7	000.0
19	38.0	27.8	32.9	10.2	85	51	68	23	23	10.3	0.3	6.2	000.5
20	38.5	29.1	33.8	9.4	84	51	68	25	23	14.9	0.6	6.7	000.0
21	38.3	29.6	34.0	8.7	75	48	62	25	25	18.2	0.3	9.1	000.0
22	38.0	29.4	33.7	8.6	77	44	61	25	27	15.3	0.0	9.5	000.0
23	38.7	29.3	34.0	9.4	77	46	62	29	25	9.0	0.1	7.8	000.0
24	39.9	24.5	32.2	15.4	85	79	82	32	29	5.2	0.0	O.F.	102.9
25	32.0	28.3	30.2	3.7	91	57	74	00	27	3.0	0.0	2.3	001.0
26	35.7	26.9	31.3	8.8	88	98	93	00	29	3.3	2.3	3.9	033.9
27	34.5	26.4	30.5	8.1	94	78	86	00	20	3.5	2.4	3.7	065.9
28	32.5	26.4	29.5	6.1	92	92	92	16	16	6.3	1.0	3.7	001.5
29	33.0	26.1	29.6	6.9	91	85	88	14	20	8.9	0.7	4.2	006.1
30	32.0	26.6	29.3	5.4	98	85	92	14	20	7.2	0.0	2.1	007.6
Total	1139	838	988	301	2367	1546	1957			289	84	229	220.0
Mean	38.0	27.9	32.9	10.0	78.9	51.5	65.2			9.6	2.9	7.9	7.3
S.D.	2.6	1.1	1.6	2.4	14.9	18.8	14.3			3.5	2.3	2.6	22.4
C.V.%	6.9	3.9	4.9	23.9	18.8	36.5	21.9			36.0	80.8	33.3	305.6
High.	41.4	29.6	34.9	15.4	98.0	98.0	93.0			18.2	7.3	10.6	102.9
Low.	32.0	24.5	29.3	3.7	8.0	34.0	25.0			3.0	0.0	2.1	0.0

JUNE-2024

Date	D.B. (°C)		W.B. (°C)		V.P. (mmHg)		Soil Temperature (°C)					
	I	II	I	II	I	II	5(I)	10(I)	20(I)	5(II)	10(II)	20(II)
1	30.2	37.4	27.2	27.0	25.4	20.3	37.0	37.9	38.2	44.9	40.6	38.5
2	29.8	37.6	27.0	26.6	25.1	19.3	36.9	37.9	38.3	45.4	41.0	38.9
3	29.8	38.2	26.8	27.6	24.6	21.2	36.7	37.8	38.2	45.9	41.7	39.2
4	29.4	37.4	27.0	26.0	25.2	18.2	36.9	38.0	38.5	45.7	41.3	38.9
5	29.6	38.4	26.8	29.0	24.8	17.5	36.6	37.9	38.4	45.6	41.0	38.7
6	29.8	38.8	27.6	26.8	26.3	19.0	36.9	38.0	38.5	45.8	41.1	39.0
7	30.0	39.0	26.4	27.0	23.6	19.3	36.8	38.1	38.7	46.4	42.3	39.4
8	30.2	39.2	26.8	28.0	24.3	21.5	37.0	38.4	38.9	46.9	42.8	39.6
9	30.0	40.0	27.0	27.0	24.9	18.8	36.9	38.0	38.6	47.4	43.0	39.4
10	30.0	39.0	26.8	28.2	24.5	22.0	37.1	38.3	38.8	46.6	41.8	39.1
11	30.2	37.8	27.0	26.8	24.8	19.6	37.0	38.0	38.5	45.4	41.2	38.1
12	30.4	38.0	27.0	27.4	24.6	20.8	36.6	37.3	38.3	45.5	40.8	38.6
13	30.8	38.4	27.2	26.6	24.8	18.9	36.8	37.3	38.2	45.4	40.9	38.5
14	30.6	38.4	27.4	26.8	25.4	19.2	36.9	37.5	38.3	45.5	41.2	38.8
15	30.8	38.0	27.6	26.8	25.7	19.5	37.1	37.9	38.5	45.5	41.1	38.9
16	31.0	34.8	28.0	27.6	26.4	23.2	37.1	37.8	38.4	41.7	39.6	38.4
17	30.6	38.2	27.4	27.2	25.4	20.3	36.8	37.3	38.1	44.4	39.8	38.5
18	31.0	35.2	27.8	27.4	25.1	22.5	36.8	37.0	38.0	41.7	39.8	37.6
19	29.8	36.4	27.8	28.0	26.7	23.2	36.1	37.0	37.9	42.8	39.7	38.3
20	30.8	36.4	27.8	28.0	26.6	23.2	36.4	37.1	37.8	43.0	40.0	38.6
21	31.4	36.6	27.8	27.6	25.8	22.1	36.9	37.4	38.0	43.5	40.1	38.5
22	31.2	38.0	28.0	27.8	26.4	21.7	36.7	37.3	38.1	43.8	41.0	38.9
23	30.8	38.0	27.6	28.4	25.7	23.1	36.5	37.2	38.1	45.1	42.3	38.6
24	28.0	31.0	26.0	28.0	24.1	26.4	32.4	33.0	35.5	34.3	36.9	35.3
25	29.0	35.2	27.8	28.2	27.2	24.3	32.1	32.5	34.3	37.5	37.1	34.7
26	29.6	28.0	28.0	27.8	27.4	27.9	32.3	32.5	34.4	35.1	37.0	34.5
27	29.0	32.2	28.2	29.0	28.2	28.0	32.0	36.8	38.2	35.5	37.1	33.5
28	28.8	29.0	27.8	28.0	27.4	27.7	31.5	31.8	32.9	35.0	36.5	33.0
29	29.0	29.2	27.8	27.2	27.2	25.8	30.9	31.0	32.7	32.1	31.9	32.8
30	28.0	30.0	27.8	28.0	27.9	27.1	30.4	30.5	31.9	33.5	36.4	32.0
Total	900	1084	821	826	772	662	1068	1095	1121	1277	1197	1127
Mean	30.0	36.1	27.4	27.5	25.7	22.1	35.6	36.5	37.4	42.6	39.9	37.6
S.D.	0.9	3.4	0.5	0.7	1.2	3.1	2.3	2.4	2.0	4.7	2.4	2.3
C.V.%	2.9	9.5	2.0	2.6	4.7	14.1	6.3	6.6	5.4	11.0	6.1	6.1
Highest	31.4	40.0	28.2	29.0	28.2	28.0	37.1	38.4	38.9	47.4	43.0	39.6
Lowest	28.0	28.0	26.0	26.0	23.6	17.5	30.4	30.5	31.9	32.1	31.9	32.0

JULY-2024

Date	Temperature (°C)				RH. %			W.D (degree)		W.S.	B.S.S	Evapo.	Rainfall
	Max	Min	Mean	Range	I	II	Mean	I	II	(km/h)	(hrs)	(mm)	(mm)
1	31.9	24.9	28.4	7.0	98	100	99	23	20	8.6	0.0	OF	145.1
2	29.1	23.2	26.2	5.9	90	79	85	20	25	8.6	0.0	OF	308.6
3	32.0	27.9	30.0	4.1	91	79	85	20	23	11.1	0.0	2.1	000.0
4	32.5	27.6	30.1	4.9	91	79	85	16	20	11.6	0.0	3.5	000.2
5	32.3	26.4	29.4	5.9	89	80	85	23	25	9.2	0.0	2.2	006.2
6	32.0	27.1	29.6	4.9	92	68	80	20	25	7.4	0.0	2.4	001.1
7	32.6	27.5	30.1	5.1	88	71	80	23	23	13.4	0.0	3.8	000.0
8	33.0	26.0	29.5	7.0	89	98	94	23	00	10.2	0.0	4.3	000.0
9	32.0	26.7	29.4	5.3	94	100	97	00	16	2.9	0.0	1.4	023.2
10	33.3	24.5	28.9	8.8	94	79	87	14	23	3.5	0.7	1.6	049.1
11	31.5	26.1	28.8	5.4	95	84	90	16	25	5.9	1.7	3.0	002.5
12	30.9	25.2	28.1	5.7	16	27	22	16	27	5.7	0.0	1.2	014.1
13	31.5	26.2	28.9	5.3	91	70	81	25	27	9.5	0.1	1.1	012.0
14	33.5	27.4	30.5	6.1	92	68	80	27	25	9.8	1.2	4.1	000.6
15	33.7	26.9	30.3	6.8	92	76	84	29	25	6.1	0.9	3.6	001.0
16	34.0	25.1	29.6	8.9	88	47	68	00	02	3.8	0.0	1.9	028.6
17	34.1	25.1	29.6	9.0	88	74	81	16	20	4.4	1.7	1.4	032.0
18	32.2	25.9	29.1	6.3	97	89	93	18	23	6.6	1.9	2.2	006.6
19	31.0	24.2	27.6	6.8	100	98	99	23	16	7.4	0.0	OF	137.1
20	28.3	25.0	26.7	3.3	100	100	100	16	23	6.6	0.0	OF	151.5
21	28.7	25.6	27.2	3.1	97	98	98	16	25	5.0	0.6	1.0	082.4
22	29.0	25.1	27.1	3.9	100	98	99	25	25	7.6	0.0	0.3	089.2
23	28.8	24.9	26.9	3.9	95	97	96	20	27	8.0	0.0	0.4	082.3
24	28.0	24.9	26.5	3.1	95	94	95	25	25	11.6	0.0	0.6	084.4
25	28.6	26.4	27.5	2.2	90	85	88	23	23	10.1	0.0	0.4	011.7
26	29.9	26.1	28.0	3.8	94	81	88	20	25	10.8	0.0	1.9	001.8
27	31.1	26.0	28.6	5.1	95	95	95	23	25	11.6	0.0	2.1	001.1
28	29.3	26.4	27.9	2.9	90	82	86	00	25	6.3	0.0	1.2	000.5
29	30.0	25.9	28.0	4.1	100	91	96	20	25	5.2	0.0	1.3	002.8
30	29.0	25.0	27.0	4.0	93	84	89	16	25	6.1	0.0	2.3	015.9
31	31.0	25.6	28.3	5.4	94	82	88	20	25	6.7	0.0	2.0	001.1
Total	965	801	883	164	2818	2553	2686			241	9	53	1292.7
Mean	31.1	25.8	28.5	5.3	90.9	82.4	86.6			7.8	0.3	2.0	41.7
S.D.	1.8	1.1	1.2	1.8	14.4	16.0	14.3			2.7	0.6	1.1	67.9
C.V.%	5.9	4.2	4.3	33.1	15.8	19.5	16.5			34.9	203.4	57.5	162.9
High.	34.1	27.9	30.5	9.0	100.0	100.0	100.0			13.4	1.9	4.3	308.6
Low.	28.0	23.2	26.2	2.2	16.0	27.0	21.5			2.9	0.0	0.3	0.0

JULY-2024

Date	D.B. (°C)		W.B. (°C)		V.P. (mmHg)		Soil Temperature (°C)					
	I	II	I	II	I	II	5(I)	10(I)	20(I)	5(II)	10(II)	20(II)
1	26.0	26.0	25.8	26.0	24.8	25.2	30.0	29.4	31.4	24.8	25.2	98.0
2	27.4	31.0	26.2	28.0	24.8	26.4	31.8	32.0	29.3	24.8	26.4	90.0
3	29.0	31.8	27.8	28.8	27.2	27.9	33.6	33.5	30.6	27.2	27.9	91.0
4	29.0	31.0	27.8	28.0	27.2	26.4	32.2	31.6	30.9	27.2	26.4	91.0
5	28.0	30.8	26.6	28.0	25.2	26.6	33.0	31.9	31.7	25.2	26.6	89.0
6	28.8	31.6	27.8	27.8	27.4	25.1	33.4	32.0	31.5	27.4	25.1	92.0
7	29.2	32.2	27.6	28.0	26.7	25.8	34.5	32.3	31.7	26.7	25.8	88.0
8	29.4	27.4	28.0	27.2	24.8	26.9	33.5	31.1	31.4	24.8	26.9	89.0
9	28.6	27.0	27.8	27.0	27.5	26.7	33.8	32.6	31.5	27.5	26.7	94.0
10	27.6	31.0	26.8	28.0	26.0	26.4	33.9	32.0	31.3	26.0	26.4	94.0
11	28.0	30.2	27.4	28.0	27.1	27.1	32.9	31.0	31.5	27.1	27.1	95.0
12	28.6	31.0	27.2	27.4	26.1	25.2	31.3	30.8	31.0	26.1	25.2	16.0
13	28.6	32.2	27.4	27.8	26.6	25.4	33.5	31.9	31.3	26.6	25.4	91.0
14	29.0	33.2	28.0	28.4	27.7	26.1	33.0	31.5	31.0	27.7	26.1	92.0
15	28.8	31.6	27.8	28.2	27.4	26.6	33.9	32.4	31.5	27.4	26.6	92.0
16	28.6	33.8	27.0	29.2	25.8	24.5	34.0	32.5	31.6	25.8	24.5	88.0
17	28.2	32.0	27.0	28.2	25.8	26.3	33.1	32.0	31.4	25.8	26.3	88.0
18	27.6	29.4	27.2	28.0	26.7	27.5	30.8	31.0	30.9	26.7	27.5	97.0
19	26.2	26.4	26.2	26.2	25.5	25.4	29.9	29.5	30.1	25.5	25.4	100.0
20	26.4	26.8	26.4	26.8	25.8	26.4	30.1	29.5	29.9	25.8	26.4	100.0
21	27.8	27.8	27.4	27.6	27.1	27.5	30.0	29.9	29.8	27.1	27.5	97.0
22	26.4	27.4	26.4	27.2	25.8	26.9	29.8	28.0	29.6	25.8	26.9	100.0
23	26.8	27.0	26.2	26.6	25.2	25.8	29.7	28.6	29.4	25.2	25.8	95.0
24	26.6	27.8	26.0	27.0	24.8	26.3	28.9	28.5	29.1	24.8	26.3	95.0
25	27.8	29.0	26.6	27.0	25.4	25.5	30.2	29.0	29.2	25.4	25.5	90.0
26	27.6	30.2	26.8	27.6	26.0	26.1	30.8	29.6	29.3	26.0	26.1	94.0
27	27.4	28.6	26.4	28.0	25.5	28.0	29.0	29.0	29.5	25.5	28.0	95.0
28	27.6	29.4	26.4	27.0	25.1	25.2	29.9	29.5	29.4	25.1	25.2	90.0
29	27.0	28.4	27.0	27.2	26.7	26.3	29.7	29.5	29.6	26.7	26.3	100.0
30	26.6	30.0	25.8	27.8	24.5	26.6	30.9	29.0	29.6	24.5	26.6	93.0
31	27.6	29.4	26.8	27.0	26.0	25.2	31.4	30.8	29.9	26.0	25.2	94.0
Total	862	921	836	855	808	813	983	952	946	808	813	2818
Mean	27.8	29.7	27.0	27.6	26.1	26.2	31.7	30.7	30.5	26.1	26.2	90.9
S.D.	1.0	2.1	0.7	0.7	1.0	0.9	1.8	1.5	0.9	1.0	0.9	14.4
C.V.%	3.5	7.2	2.5	2.6	3.6	3.3	5.6	4.8	3.1	3.6	3.3	15.8
Highest	29.4	33.8	28.0	29.2	27.7	28.0	34.5	33.5	31.7	27.7	28.0	100.0
Lowest	26.0	26.0	25.8	26.0	24.5	24.5	28.9	28.0	29.1	24.5	24.5	16.0

AUGUST-2024

Date	Temperature (°C)				RH. %			W.D (degree)		W.S.	B.S.S	Evapo.	Rainfall
	Max	Min	Mean	Range	I	II	Mean	I	II	(km/h)	(hrs)	(mm)	(mm)
1	31.5	25.5	28.5	6.0	95	77	86	27	23	8.2	1.5	2.6	002.4
2	31.1	25.0	28.1	6.1	90	92	91	25	25	10.8	0.0	2.5	002.7
3	30.0	24.8	27.4	5.2	89	94	92	23	25	10.8	0.0	1.7	007.1
4	29.2	24.5	26.9	4.7	98	85	92	25	25	10.5	0.0	0.6	021.2
5	30.1	24.4	27.3	5.7	98	78	88	16	25	9.3	0.0	0.7	005.7
6	30.6	23.6	27.1	7.0	93	100	97	00	25	8.5	0.0	2.4	001.4
7	30.3	25.5	27.9	4.8	90	79	85	25	25	7.5	0.0	2.2	003.8
8	30.4	24.8	27.6	5.6	93	74	84	16	25	8.3	0.0	2.5	001.9
9	31.5	25.6	28.6	5.9	97	78	88	00	25	7.6	1.0	2.2	001.3
10	31.0	24.1	27.6	6.9	97	90	94	00	27	7.0	0.0	2.1	003.4
11	31.0	24.9	28.0	6.1	93	76	85	25	25	8.7	0.5	2.1	005.4
12	30.6	25.0	27.8	5.6	86	77	82	25	25	8.4	0.7	1.4	002.5
13	30.7	23.7	27.2	7.0	98	81	90	36	25	8.4	0.0	2.2	014.3
14	29.8	24.4	27.1	5.4	97	75	86	16	25	4.5	0.0	1.5	006.4
15	31.6	25.0	28.3	6.6	95	80	88	25	25	4.6	0.6	1.6	002.7
16	32.8	24.9	28.9	7.9	92	98	95	23	25	6.1	2.7	2.8	000.4
17	31.7	24.6	28.2	7.1	98	76	87	00	23	5.9	0.0	3.0	005.5
18	32.5	25.0	28.8	7.5	89	69	79	23	25	5.1	0.4	3.9	001.1
19	33.0	24.5	28.8	8.5	92	65	79	29	29	4.0	5.4	4.8	000.0
20	34.1	25.2	29.7	8.9	87	63	75	36	32	3.5	7.2	5.5	000.0
21	34.3	25.6	30.0	8.7	86	64	75	34	14	3.0	6.0	4.7	000.0
22	34.0	25.8	29.9	8.2	86	65	76	36	29	2.8	6.3	3.2	000.0
23	34.3	26.3	30.3	8.0	90	66	78	32	29	4.7	4.7	4.5	000.0
24	33.5	24.3	28.9	9.2	97	91	94	32	25	3.9	3.9	1.9	004.5
25	30.5	22.7	26.6	7.8	98	94	96	00	29	6.6	0.0	1.4	043.1
26	29.1	24.3	26.7	4.8	98	100	99	29	27	7.0	0.0	0.8	016.5
27	27.6	22.6	25.1	5.0	100	98	99	29	25	12.7	0.0	OF	081.3
28	27.0	23.6	25.3	3.4	98	93	96	25	25	16.8	0.0	0.0	105.7
29	27.5	23.0	25.3	4.5	100	89	95	23	23	15.9	0.0	OF	080.1
30	28.0	23.9	26.0	4.1	93	78	86	18	20	12.2	0.0	1.1	006.8
31	30.3	24.6	27.5	5.7	92	77	85	16	20	8.7	0.0	2.2	000.4
Total	960	762	861	198	2905	2522	2714			242	41	68	427.6
Mean	31.0	24.6	27.8	6.4	93.7	81.4	87.5			7.8	1.3	2.3	13.8
S.D.	2.0	0.9	1.3	1.5	4.4	11.4	7.1			3.5	2.2	1.3	26.7
C.V.%	6.4	3.6	4.8	23.9	4.7	14.0	8.1			44.6	170.5	56.4	193.6
High.	34.3	26.3	30.3	9.2	100.0	100.0	99.0			16.8	7.2	5.5	105.7
Low.	27.0	22.6	25.1	3.4	86.0	63.0	75.0			2.8	0.0	0.0	0.0

AUGUST-2024

Date	D.B. (°C)		W.B. (°C)		V.P. (mmHg)		Soil Temperature (°C)					
	I	II	I	II	I	II	5(I)	10(I)	20(I)	5(II)	10(II)	20(II)
1	26.8	30.2	26.2	27.0	25.2	24.8	28.9	28.6	29.7	30.8	30.0	29.9
2	27.2	28.0	26.0	27.0	24.5	26.1	29.0	28.8	29.7	29.8	2.5	29.9
3	27.4	27.6	26.0	26.8	24.3	26.0	28.5	28.0	29.4	28.9	29.0	29.2
4	26.4	29.0	26.2	27.0	25.4	25.5	28.1	27.7	29.0	30.0	29.2	29.3
5	26.0	30.0	25.8	27.0	24.8	24.9	28.0	27.8	29.0	30.3	29.5	29.2
6	25.6	26.4	24.8	26.4	22.9	25.8	27.8	28.0	29.3	30.0	29.4	28.9
7	27.4	29.4	26.2	26.6	24.8	24.3	28.4	28.0	29.2	30.5	29.5	29.3
8	26.6	30.6	25.8	27.0	24.5	24.5	28.0	28.2	29.0	31.5	30.1	29.4
9	27.0	29.8	26.6	26.8	25.8	24.6	26.7	28.4	29.5	31.0	30.0	29.4
10	25.6	27.6	25.2	26.4	23.8	25.1	27.0	27.8	29.3	31.4	30.4	29.1
11	26.6	29.2	25.8	26.0	24.5	23.2	28.1	28.8	29.3	30.5	29.8	29.4
12	26.8	29.6	26.0	26.4	22.7	23.9	28.8	28.5	29.4	30.9	30.0	29.6
13	25.2	29.0	25.0	26.4	23.6	24.2	27.9	27.7	29.0	29.8	28.9	29.3
14	26.0	29.8	25.6	26.4	24.3	23.8	28.3	28.0	29.3	30.0	29.5	29.4
15	27.0	30.2	26.4	27.2	25.5	25.4	28.9	29.3	29.4	33.0	30.1	29.6
16	27.2	27.0	26.2	26.8	24.9	26.3	28.8	28.5	29.5	30.9	31.3	29.8
17	25.4	30.2	25.2	26.8	23.9	24.3	27.8	28.4	29.4	33.4	30.0	29.9
18	27.2	32.4	25.8	27.8	24.1	25.2	28.9	28.5	29.5	34.3	31.1	30.0
19	26.8	33.4	25.8	28.0	24.3	25.1	28.8	29.4	29.6	35.9	33.6	31.5
20	27.2	33.8	25.6	28.0	23.6	24.8	29.3	29.9	30.5	36.2	33.7	31.6
21	27.8	33.2	26.0	27.6	24.1	24.2	30.0	29.6	30.8	36.0	33.9	31.6
22	28.0	34.0	26.2	28.6	24.3	26.0	29.9	29.7	30.9	36.3	34.1	31.8
23	27.6	33.0	26.4	27.8	25.1	24.8	30.0	30.1	31.1	35.9	34.0	31.9
24	25.4	29.4	25.0	28.2	23.5	28.0	28.8	29.3	31.3	30.9	31.5	31.0
25	25.8	27.2	25.6	26.4	24.5	25.4	28.7	28.9	30.1	29.3	29.5	30.3
26	25.6	26.0	25.4	26.0	24.2	25.2	28.5	28.8	29.9	28.5	28.4	29.5
27	24.8	25.0	24.8	24.8	23.5	23.3	27.5	28.0	28.4	27.5	27.0	28.7
28	25.2	26.8	25.0	26.0	23.6	24.8	27.0	27.2	28.5	28.0	27.9	29.0
29	25.8	27.8	25.8	26.4	24.9	24.9	27.7	27.0	28.0	29.1	27.9	28.1
30	26.8	30.0	26.0	27.0	24.8	24.9	27.8	27.6	28.0	30.9	29.5	28.5
31	27.0	31.0	26.0	27.8	24.6	26.1	28.0	27.9	29.0	33.3	31.8	29.3
Total	821	917	798	834	755	775	880	882	914	975	913	923
Mean	26.5	29.6	25.8	26.9	24.3	25.0	28.4	28.5	29.5	31.4	29.5	29.8
S.D.	0.9	2.4	0.5	0.8	0.7	1.0	0.8	0.8	0.8	2.5	5.3	1.0
C.V.%	3.3	8.0	1.9	2.9	3.0	3.9	2.9	2.8	2.7	8.1	18.1	3.3
Highest	28.0	34.0	26.6	28.6	25.8	28.0	30.0	30.1	31.3	36.3	34.1	31.9
Lowest	24.8	25.0	24.8	24.8	22.7	23.2	26.7	27.0	28.0	27.5	2.5	28.1

SEPTEMBER-2024

Date	Temperature (°C)				RH. %			W.D (degree)		W.S.	B.S.S	Evapo.	Rainfall
	Max	Min	Mean	Range	I	II	Mean	I	II	(km/h)	(hrs)	(mm)	(mm)
1	32.0	25.0	28.5	7.0	89	76	83	14	25	6.9	6.4	3.0	000.0
2	32.0	24.7	28.4	7.3	90	77	84	00	32	4.5	4.1	3.3	000.0
3	30.6	25.0	27.8	5.6	89	80	85	27	29	2.6	0.0	2.6	000.0
4	31.5	24.4	28.0	7.1	90	72	81	23	27	3.6	1.0	2.6	000.0
5	32.0	24.6	28.3	7.4	90	100	95	27	27	6.0	5.7	2.9	000.0
6	30.0	24.9	27.5	5.1	89	67	78	25	29	5.7	0.0	1.9	005.8
7	31.5	24.2	27.9	7.3	90	67	79	00	27	5.9	1.6	2.7	001.6
8	32.0	23.8	27.9	8.2	89	68	79	36	27	4.5	7.5	3.3	004.0
9	33.0	24.0	28.5	9.0	90	88	89	32	23	4.0	9.5	3.8	000.0
10	31.0	24.8	27.9	6.2	90	63	77	34	29	4.1	6.3	2.4	002.7
11	33.0	24.3	28.7	8.7	89	62	76	00	25	3.9	7.2	3.5	002.6
12	32.6	24.0	28.3	8.6	87	67	77	20	25	5.3	7.8	3.9	000.0
13	32.1	24.0	28.1	8.1	89	62	76	14	25	7.2	5.9	4.1	000.0
14	31.8	28.5	30.2	3.3	93	65	79	23	25	8.5	8.6	4.0	000.0
15	31.9	23.6	27.8	8.3	87	60	74	23	25	5.9	6.8	3.6	000.3
16	32.3	23.0	27.7	9.3	89	58	74	25	25	5.7	9.7	3.8	000.0
17	32.6	22.6	27.6	10.0	90	58	74	25	29	4.9	9.8	3.7	000.0
18	32.7	22.9	27.8	9.8	89	52	71	36	29	4.8	8.8	4.3	000.0
19	33.6	23.9	28.8	9.7	86	56	71	36	27	4.0	8.7	4.6	000.0
20	33.5	23.8	28.7	9.7	87	57	72	32	27	3.9	9.0	4.6	000.0
21	33.8	24.4	29.1	9.4	90	61	76	25	25	3.8	7.2	4.3	000.0
22	33.5	24.3	28.9	9.2	86	58	72	34	34	4.6	8.8	4.2	000.0
23	34.0	24.9	29.5	9.1	83	60	72	34	32	4.4	8.0	4.7	000.0
24	33.9	25.3	29.6	8.6	85	66	76	34	34	5.0	5.9	4.5	000.0
25	32.6	25.6	29.1	7.0	90	67	79	34	34	4.8	0.8	3.9	000.0
26	33.0	23.1	28.1	9.9	100	77	89	34	29	5.0	1.2	2.6	011.5
27	30.6	22.7	26.7	7.9	100	98	99	00	20	4.2	0.0	0.9	032.5
28	26.2	22.9	24.6	3.3	100	98	99	36	00	3.7	0.0	Over Flow	126.0
29	27.0	22.5	24.8	4.5	96	77	87	00	23	2.2	0.0	0.3	006.6
30	31.6	23.0	27.3	8.6	98	68	83	34	34	3.6	4.4	Over Flow	073.9
Total	958	725	841	233	2710	2085	2398			143	161	94	267.5
Mean	31.9	24.2	28.0	7.8	90.3	69.5	79.9			4.8	5.4	3.4	8.9
S.D.	1.8	1.2	1.2	1.9	4.3	12.8	7.9			1.3	3.5	1.1	26.4
C.V.%	5.5	4.9	4.2	24.1	4.8	18.4	9.9			27.6	65.8	32.3	296.4
High.	34.0	28.5	30.2	10.0	100.0	100.0	99.0			8.5	9.8	4.7	126.0
Low.	26.2	22.5	24.6	3.3	83.0	52.0	70.5			2.2	0.0	0.3	0.0

SEPTEMBER-2024

Date	D.B. (°C)		W.B. (°C)		V.P. (mmHg)		Soil Temperature (°C)					
	I	II	I	II	I	II	5(I)	10(I)	20(I)	5(II)	10(II)	20(II)
1	27.4	30.8	26.0	27.4	24.3	25.2	29.9	30.4	29.5	34.1	32.0	30.0
2	26.8	30.2	25.6	27.0	23.9	24.8	30.1	30.8	29.8	33.8	32.0	30.1
3	27.0	30.2	25.6	27.4	23.8	25.7	29.8	20.1	29.8	33.9	32.4	30.3
4	26.8	31.0	25.6	27.0	23.9	24.3	29.5	30.0	29.9	34.1	32.5	30.5
5	27.0	27.0	25.8	27.0	24.2	26.7	29.7	30.1	29.7	30.0	30.1	29.8
6	27.2	31.4	25.8	26.6	24.1	23.2	28.0	29.1	29.6	32.9	31.1	30.0
7	26.8	31.6	25.6	26.8	23.9	23.5	27.7	28.9	29.5	33.9	31.8	30.3
8	27.2	32.6	25.8	27.8	24.1	25.1	27.9	29.3	30.0	34.7	32.5	30.9
9	27.0	29.6	25.8	28.0	24.2	27.4	28.1	29.8	30.3	34.3	32.3	30.8
10	27.2	32.6	26.0	27.0	24.5	23.3	27.9	29.7	30.3	35.0	32.8	31.3
11	27.6	32.4	26.2	26.6	24.6	22.5	27.1	29.5	30.5	35.1	33.0	31.3
12	26.6	31.0	25.0	26.2	22.8	22.5	27.0	29.3	30.3	34.9	33.6	31.0
13	26.4	31.4	25.0	25.8	22.9	21.5	26.9	29.0	30.1	34.6	33.3	30.8
14	26.0	31.2	25.2	26.0	23.6	22.0	26.7	28.3	29.7	34.5	33.3	30.6
15	26.8	32.0	25.2	26.0	23.1	21.5	26.9	28.5	29.8	34.7	33.4	31.0
16	26.4	31.8	25.0	25.4	22.9	20.4	27.0	28.5	29.7	35.0	33.8	31.2
17	26.0	31.6	24.8	25.2	22.8	20.1	27.3	28.5	29.9	35.1	33.8	31.1
18	26.4	33.0	25.0	25.4	22.9	19.7	27.7	28.9	30.5	36.0	34.6	31.9
19	26.6	32.6	24.8	25.8	22.4	20.7	28.0	29.1	30.5	36.2	34.9	32.1
20	26.6	33.4	25.0	26.6	22.8	22.0	28.1	29.4	30.6	36.9	35.5	32.5
21	27.0	33.0	25.8	27.0	24.2	23.1	28.6	29.9	31.1	36.8	35.3	32.4
22	26.8	33.6	25.0	27.0	22.7	22.7	28.7	29.7	31.0	37.1	35.9	32.8
23	27.2	33.4	25.0	27.2	22.4	23.2	28.9	30.0	31.3	37.5	36.2	33.0
24	27.6	32.0	25.6	27.0	23.3	23.6	29.1	30.3	31.5	37.4	36.0	32.7
25	27.0	32.8	25.8	27.8	24.2	24.9	29.0	30.0	31.2	37.6	36.1	33.0
26	24.6	30.4	24.6	27.2	24.6	25.1	28.9	30.4	31.8	32.8	32.4	32.0
27	25.0	25.0	25.0	24.8	23.8	23.3	28.0	29.7	30.9	29.9	30.0	30.8
28	24.8	26.4	24.8	26.2	23.5	25.4	27.1	27.8	29.1	29.0	28.9	29.5
29	25.2	30.8	24.8	27.6	23.2	25.7	27.5	28.0	29.2	32.2	31.3	30.5
30	26.0	32.8	25.8	28.0	24.8	25.4	27.0	27.4	29.0	32.0	31.2	30.5
Total	797	938	761	801	708	705	844	870	906	1032	992	935
Mean	26.6	31.3	25.4	26.7	23.6	23.5	28.1	29.0	30.2	34.4	33.1	31.2
S.D.	0.8	2.0	0.5	0.9	0.7	2.0	1.0	1.9	0.7	2.2	1.9	1.0
C.V.%	3.0	6.5	1.8	3.2	3.0	8.4	3.6	6.5	2.4	6.4	5.8	3.2
Highest	27.6	33.6	26.2	28.0	24.8	27.4	30.1	30.8	31.8	37.6	36.2	33.0
Lowest	24.6	25.0	24.6	24.8	22.4	19.7	26.7	20.1	29.0	29.0	28.9	29.5

OCTOBER-2024

Date	Temperature (°C)				RH. %			W.D (degree)		W.S.	B.S.S	Evapo.	Rainfall
	Max	Min	Mean	Range	I	II	Mean	I	II	(km/h)	(hrs)	(mm)	(mm)
1	33.0	25.4	29.2	7.6	89	67	78.0	02	29	3.9	6.3	3.1	000.0
2	33.4	25.6	29.5	7.8	86	64	75.0	05	32	4.0	7.0	3.7	000.0
3	34.0	25.4	29.7	8.6	89	64	76.5	36	27	3.6	9.2	3.9	000.0
4	36.2	24.9	30.6	11.3	90	67	78.5	00	25	4.0	8.5	3.4	000.0
5	32.5	24.2	28.4	8.3	83	61	72.0	00	25	4.3	9.1	3.2	000.0
6	33.0	23.9	28.5	9.1	83	57	70.0	02	23	3.7	9.5	3.7	000.0
7	33.5	25.5	29.5	8.0	81	54	67.5	02	36	2.5	8.1	3.9	000.0
8	34.0	24.5	29.3	9.5	83	43	63.0	00	07	2.5	2.1	3.0	000.0
9	36.6	25.1	30.9	11.5	74	52	63.0	05	07	2.4	9.3	4.1	000.0
10	35.5	26.0	30.8	9.5	89	75	82.0	02	18	3.2	4.7	3.6	000.0
11	31.5	25.0	28.3	6.5	77	71	74.0	07	36	4.2	0.0	2.4	000.6
12	30.3	24.8	27.6	5.5	93	64	78.5	29	05	3.9	0.0	1.3	005.7
13	33.0	24.0	28.5	9.0	93	69	81.0	29	14	2.6	2.1	1.7	000.9
14	33.6	24.2	28.9	9.4	92	53	72.5	36	29	3.8	4.7	2.8	006.4
15	35.0	24.0	29.5	11.0	90	61	75.5	23	14	3.5	6.2	4.8	000.0
16	34.8	26.2	30.5	8.6	86	59	72.5	16	32	2.9	6.5	3.3	000.0
17	34.3	24.4	29.4	9.9	86	68	77.0	02	05	3.9	2.0	2.9	014.7
18	33.0	27.0	30.0	6.0	70	59	64.5	36	11	3.5	0.5	2.7	000.0
19	34.6	25.7	30.2	8.9	89	84	86.5	00	32	1.6	0.4	2.9	000.0
20	32.5	23.2	27.9	9.3	92	100	96.0	23	14	2.5	4.9	2.1	005.9
21	33.5	23.4	28.5	10.1	96	68	82.0	00	34	2.8	2.9	1.3	036.8
22	33.2	23.9	28.6	9.3	93	62	77.5	16	05	2.6	6.5	2.5	009.9
23	33.4	24.8	29.1	8.6	90	51	70.5	05	34	1.9	7.5	3.0	007.6
24	34.0	24.4	29.2	9.6	80	43	61.5	02	11	3.3	8.3	3.6	000.0
25	35.1	20.9	28.0	14.2	79	44	61.5	23	09	2.6	9.3	4.3	000.0
26	35.3	21.1	28.2	14.2	84	38	61.0	02	02	2.4	9.4	3.7	000.0
27	35.5	20.9	28.2	14.6	87	39	63.0	00	32	2.1	9.6	4.0	000.0
28	36.5	20.9	28.7	15.6	84	42	63.0	00	34	3.3	9.8	4.5	000.0
29	35.2	21.4	28.3	13.8	88	43	65.5	00	36	2.1	9.0	3.9	000.0
30	35.6	21.0	28.3	14.6	85	29	57.0	02	07	3.2	9.5	4.1	000.0
31	36.5	20.9	28.7	15.6	85	38	61.5	00	02	3.8	9.5	4.2	000.0
Total	1058	743	900	316	2666	1789	2228			97	192	102	88.5
Mean	34.1	24.0	29.0	10.2	86.0	57.7	71.9			3.1	6.2	3.3	2.9
S.D.	1.5	1.8	0.9	2.8	5.9	15.0	9.0			0.7	3.4	0.9	7.3
C.V.%	4.4	7.5	3.1	27.5	6.8	26.0	12.5			24.0	54.2	27.1	254.4
High.	36.6	27.0	30.9	15.6	96.0	100.0	96.0			4.3	9.8	4.8	36.8
Low.	30.3	20.9	27.6	5.5	70.0	29.0	57.0			1.6	0.0	1.3	0.0

OCTOBER-2024

Date	D.B. (°C)		W.B. (°C)		V.P. (mmHg)		Soil Temperature (°C)					
	I	II	I	II	I	II	5(I)	10(I)	20(I)	5(II)	10(II)	20(II)
1	27.2	33.0	25.8	28.0	24.1	25.2	28.1	29.0	30.0	33.9	32.3	31.1
2	27.6	33.4	25.8	27.8	23.8	24.6	29.3	30.1	30.9	35.1	33.6	31.9
3	27.4	32.4	26.0	27.0	24.3	23.3	29.0	30.2	31.0	35.6	33.9	32.3
4	27.4	31.4	26.2	26.6	24.8	25.2	29.3	30.6	31.3	35.1	33.7	32.0
5	27.2	32.8	25.0	26.8	22.4	22.8	29.0	30.2	31.1	35.0	33.5	31.9
6	26.8	33.2	24.6	26.4	21.9	21.6	29.3	30.5	31.2	35.0	33.9	32.1
7	27.4	34.0	25.0	26.6	22.3	21.6	29.0	30.0	31.0	34.9	33.7	31.5
8	27.6	36.4	25.4	26.4	22.9	21.9	29.4	30.1	31.2	37.3	34.2	32.0
9	28.0	35.0	24.6	27.0	21.1	21.9	29.9	30.5	31.4	37.0	34.0	32.1
10	27.2	29.4	25.8	26.0	24.1	23.1	29.7	30.4	31.6	33.5	32.3	31.9
11	27.0	30.0	24.0	26.0	20.6	22.8	27.1	27.5	29.7	30.1	29.5	29.8
12	26.0	32.4	25.2	27.0	23.6	23.3	27.0	27.1	28.9	34.1	32.4	30.5
13	26.6	32.8	25.8	28.2	24.5	25.8	27.7	28.3	29.8	35.5	33.1	30.8
14	26.4	34.8	25.4	27.2	23.8	22.4	27.6	28.0	29.9	36.8	34.2	31.5
15	26.0	34.0	24.8	27.8	22.8	24.2	28.0	29.1	30.2	37.0	34.5	31.7
16	27.6	34.0	25.8	27.6	23.8	23.8	28.2	29.5	30.6	36.5	34.2	31.5
17	26.8	32.8	25.0	28.0	22.7	25.4	27.7	28.9	30.0	34.1	32.6	30.8
18	28.0	34.4	24.0	27.8	19.9	23.9	28.3	29.4	30.5	35.0	32.9	30.9
19	27.6	30.2	26.2	28.0	24.6	27.1	28.9	29.5	30.7	36.5	33.9	31.5
20	26.8	25.0	25.8	25.0	24.3	23.8	27.0	28.9	30.0	30.0	30.8	30.9
21	25.2	32.0	24.8	27.2	23.2	24.1	27.0	28.6	29.8	35.0	33.1	30.6
22	26.4	32.8	25.6	27.0	24.2	23.2	28.0	28.9	30.0	35.5	33.8	30.9
23	27.0	34.0	25.8	26.0	24.2	20.3	28.0	29.1	30.3	36.0	34.0	31.1
24	27.4	35.0	24.8	25.2	21.9	18.0	27.9	29.0	30.1	36.8	34.1	31.3
25	24.8	35.2	22.2	25.6	18.4	18.8	27.0	27.8	29.9	36.1	33.8	31.0
26	25.0	35.0	23.0	24.2	19.8	16.0	26.3	27.5	29.3	36.9	33.8	31.1
27	25.4	36.0	23.8	25.2	21.1	17.4	27.5	28.9	30.0	37.4	33.9	31.6
28	25.0	35.0	23.0	25.0	19.8	17.7	27.9	29.5	30.6	37.0	33.4	31.2
29	25.2	35.2	23.8	25.4	21.2	18.3	28.0	29.7	30.8	37.3	33.8	31.5
30	25.0	36.2	23.2	23.0	20.2	13.0	28.3	29.9	30.7	38.0	34.4	31.9
31	25.4	35.2	23.6	24.4	20.7	16.3	28.5	29.9	30.7	38.1	34.2	32.0
Total	824	1033	770	819	697	677	874	907	943	1102	1036	973
Mean	26.6	33.3	24.8	26.4	22.5	21.8	28.2	29.2	30.4	35.6	33.4	31.4
S.D.	1.0	2.4	1.1	1.3	1.8	3.4	0.9	1.0	0.6	1.9	1.1	0.6
C.V.%	3.8	7.1	4.3	4.9	7.9	15.4	3.2	3.3	2.1	5.4	3.2	1.8
Highest	28.0	36.4	26.2	28.2	24.8	27.1	29.9	30.6	31.6	38.1	34.5	32.3
Lowest	24.8	25.0	22.2	23.0	18.4	13.0	26.3	27.1	28.9	30.0	29.5	29.8

NOVEMBER-2024

Date	Temperature (°C)				RH. %			W.D (degree)		W.S.	B.S.S	Evapo.	Rainfall
	Max	Min	Mean	Range	I	II	Mean	I	II	(km/h)	(hrs)	(mm)	(mm)
1	36.4	20.7	28.6	15.7	74	29	51.5	00	07	3.2	9.1	4.3	000.0
2	36.6	19.0	27.8	17.6	81	29	55.0	00	02	2.4	9.8	3.9	000.0
3	36.2	18.0	27.1	18.2	81	34	57.5	00	05	1.9	9.8	3.6	000.0
4	35.4	19.3	27.4	16.1	77	33	55.0	00	02	2.0	8.7	3.5	000.0
5	35.2	19.9	27.6	15.3	83	35	59.0	00	05	2.1	8.3	3.4	000.0
6	35.1	19.6	27.4	15.5	83	33	58.0	00	36	2.4	8.5	3.6	000.0
7	35.5	21.9	28.7	13.6	77	35	56.0	00	05	3.5	9.0	3.8	000.0
8	36.2	19.9	28.1	16.3	85	36	60.5	00	36	2.8	9.1	4.2	000.0
9	35.3	20.0	27.7	15.3	83	36	59.5	02	05	2.8	8.9	4.5	000.0
10	34.9	19.1	27.0	15.8	81	33	57.0	00	07	2.7	8.6	4.3	000.0
11	34.5	18.2	26.4	16.3	79	28	53.5	00	02	3.5	8.9	4.0	000.0
12	34.2	17.5	25.9	16.7	80	35	57.5	00	05	2.4	8.2	3.6	000.0
13	33.7	17.9	25.8	15.8	73	32	52.5	00	07	2.3	7.0	3.7	000.0
14	34.0	16.7	25.4	17.3	89	28	58.5	27	14	2.4	8.2	3.7	000.0
15	34.5	17.8	26.2	16.7	83	30	56.5	00	02	2.0	8.7	3.8	000.0
16	34.1	16.0	25.1	18.1	87	28	57.5	14	07	1.9	8.6	3.6	000.0
17	32.8	15.6	24.2	17.2	79	31	55.0	00	07	2.4	8.3	3.1	000.0
18	33.0	17.6	25.3	15.4	83	26	54.5	00	05	2.7	9.1	3.4	000.0
19	32.8	16.9	24.9	15.9	87	25	56.0	00	02	3.0	9.2	4.3	000.0
20	32.3	15.4	23.9	16.9	81	30	55.5	00	07	2.9	8.8	4.7	000.0
21	31.5	15.5	23.5	16.0	81	26	53.5	00	05	2.8	8.7	3.9	000.0
22	31.1	13.9	22.5	17.2	82	29	55.5	00	09	2.3	9.4	3.1	000.0
23	31.4	14.8	23.1	16.6	84	25	54.5	00	02	2.1	8.7	3.4	000.0
24	30.6	14.3	22.5	16.3	84	36	60.0	00	99	2.7	8.9	3.8	000.0
25	31.1	15.1	23.1	16.0	82	32	57.0	00	07	2.0	7.8	3.3	000.0
26	31.4	15.5	23.5	15.9	79	27	53.0	20	36	2.6	7.5	3.5	000.0
27	31.2	13.4	22.3	17.8	72	25	48.5	00	05	2.3	9.3	3.7	000.0
28	31.7	13.6	22.7	18.1	72	25	48.5	00	07	2.3	9.4	3.8	000.0
29	32.0	14.4	23.2	17.6	75	28	51.5	00	07	2.0	8.8	3.7	000.0
30	30.5	13.6	22.1	16.9	71	27	49.0	00	05	3.3	9.4	3.4	000.0
Total	1005	511	758	494	2408	906	1657			76	263	112.6	0.0
Mean	33.5	17.0	25.3	16.5	80.3	30.2	55.2			2.5	8.8	3.8	0.0
S.D.	1.9	2.4	2.1	1.0	4.7	3.7	3.2			0.5	0.6	0.4	0.0
C.V.%	5.8	14.1	8.4	6.3	5.8	12.3	5.9			18.3	7.1	10.5	0.0
High.	36.6	21.9	28.7	18.2	89.0	36.0	60.5			3.5	9.8	4.7	0.0
Low.	30.5	13.4	22.1	13.6	71.0	25.0	48.5			1.9	7.0	3.1	0.0

NOVEMBER-2024

Date	D.B. (°C)		W.B. (°C)		V.P. (mmHg)		Soil Temperature (°C)					
	I	II	I	II	I	II	5(I)	10(I)	20(I)	5(II)	10(II)	20(II)
1	25.0	36.0	21.8	23.0	17.7	13.1	28.1	29.3	30.5	38.5	34.9	32.3
2	23.2	36.0	21.0	22.8	17.3	12.7	28.0	29.0	30.1	38.7	35.0	32.0
3	24.0	34.8	21.8	23.2	18.2	14.2	27.7	28.9	29.7	36.5	33.3	31.6
4	23.6	35.0	20.8	23.0	16.7	13.7	27.8	29.0	30.0	36.4	33.1	31.9
5	23.0	35.0	21.0	23.6	17.4	14.8	27.7	28.6	29.9	36.5	33.0	31.7
6	22.8	35.0	20.8	23.0	17.2	13.7	26.8	27.9	29.5	36.3	32.9	31.5
7	24.6	35.4	21.8	23.8	17.9	15.0	25.0	26.8	29.4	37.0	33.3	31.7
8	23.6	35.2	21.8	24.0	18.5	15.5	25.4	27.0	29.7	36.5	33.0	30.9
9	24.0	34.6	22.0	23.4	18.7	14.7	25.5	27.4	29.9	36.4	32.8	30.5
10	22.8	34.0	20.6	22.4	16.9	13.2	25.3	27.0	29.5	36.0	33.4	30.5
11	22.0	33.8	19.6	21.2	15.7	11.2	25.0	26.8	29.5	36.2	33.0	30.0
12	20.8	33.2	18.6	22.2	14.7	13.4	23.5	24.9	29.4	36.0	32.7	29.9
13	21.0	33.8	19.0	22.0	13.6	12.6	23.6	24.7	29.6	36.6	33.0	30.0
14	20.0	34.0	18.8	21.2	15.6	11.1	23.1	24.3	29.3	37.0	33.5	30.3
15	20.6	34.0	18.8	21.8	15.2	12.1	24.2	25.4	29.8	37.4	34.4	30.8
16	20.0	32.4	18.6	20.2	15.2	10.3	22.9	23.9	29.4	36.0	32.9	29.9
17	19.8	32.6	17.6	21.0	13.7	11.5	22.7	23.5	29.1	36.1	33.2	30.0
18	20.6	32.4	18.8	19.8	15.1	9.7	25.0	24.1	29.3	36.0	33.0	29.9
19	20.0	32.0	18.6	19.2	15.2	8.9	23.4	24.0	29.0	35.5	32.7	29.7
20	19.6	31.0	17.6	19.6	13.9	10.2	22.8	23.9	28.7	35.1	32.1	29.5
21	19.0	31.0	17.0	18.8	13.3	8.9	22.7	24.1	28.9	35.3	32.0	29.6
22	17.6	31.0	15.8	19.4	12.4	9.8	22.5	23.7	28.4	35.1	31.8	29.1
23	17.8	30.2	16.2	18.0	12.9	8.1	22.8	24.0	28.8	34.6	30.8	29.1
24	17.8	31.0	16.2	20.8	12.9	12.2	22.0	23.8	27.0	33.9	30.0	28.8
25	18.0	31.2	16.2	20.2	12.7	11.0	22.9	23.9	27.3	33.9	30.4	28.4
26	19.2	31.0	17.0	19.0	13.2	9.1	22.5	24.0	27.8	33.9	30.7	28.3
27	17.6	31.2	14.8	18.6	10.9	8.4	21.9	23.0	27.3	34.1	31.0	28.8
28	17.6	31.6	14.8	19.0	10.9	8.8	21.7	22.9	27.5	34.4	31.1	29.0
29	18.2	30.0	15.6	18.6	11.7	9.1	22.1	23.2	27.9	33.9	29.9	28.2
30	17.8	29.0	14.8	17.6	10.8	8.2	21.8	22.6	27.4	33.0	29.1	27.9
Total	622	987	558	630	446	345	726	762	870	1073	972	902
Mean	20.7	32.9	18.6	21.0	14.9	11.5	24.2	25.4	29.0	35.8	32.4	30.1
S.D.	2.4	2.0	2.4	1.9	2.4	2.3	2.1	2.2	1.0	1.4	1.5	1.2
C.V.%	11.7	6.0	12.8	9.3	16.2	20.0	8.6	8.5	3.3	3.8	4.5	4.1
Highest	25.0	36.0	22.0	24.0	18.7	15.5	28.1	29.3	30.5	38.7	35.0	32.3
Lowest	17.6	29.0	14.8	17.6	10.8	8.1	21.7	22.6	27.0	33.0	29.1	27.9

DECEMBER-2024

Date	Temperature (°C)				RH. %			W.D (degree)		W.S.	B.S.S	Evapo.	Rainfall
	Max	Min	Mean	Range	I	II	Mean	I	II	(km/h)	(hrs)	(mm)	(mm)
1	29.3	12.5	20.9	16.8	74	28	51	00	05	4.7	8.4	4.2	000.0
2	29.0	12.4	20.7	16.6	73	34	54	00	05	3.4	8.7	3.6	000.0
3	31.1	15.1	23.1	16.0	75	33	54	00	02	3.0	8.6	3.6	000.0
4	31.6	22.8	27.2	8.8	57	34	46	25	99	5.3	6.6	4.8	000.0
5	32.8	19.4	26.1	13.4	70	37	54	00	02	6.1	7.7	4.3	000.0
6	32.0	23.9	28.0	8.1	38	29	34	02	02	6.0	6.2	5.4	000.0
7	30.6	13.6	22.1	17.0	75	32	54	00	36	4.6	8.2	6.2	000.0
8	30.0	14.5	22.3	15.5	78	37	58	00	02	2.4	7.1	3.5	000.0
9	29.6	11.9	20.8	17.7	64	15	40	05	05	4.5	9.4	4.1	000.0
10	27.5	10.3	18.9	17.2	65	27	46	05	02	7.6	9.4	6.0	000.0
11	27.3	10.1	18.7	17.2	69	28	49	00	02	5.6	9.6	5.8	000.0
12	28.5	18.3	23.4	10.2	67	32	50	02	36	7.6	9.5	5.6	000.0
13	27.6	18.8	23.2	8.8	42	29	36	05	02	8.4	9.0	5.9	000.0
14	28.0	10.5	19.3	17.5	60	33	47	00	32	5.5	9.7	5.7	000.0
15	30.2	11.0	20.6	19.2	78	33	56	00	34	3.3	9.4	3.7	000.0
16	30.0	10.9	20.5	19.1	80	27	54	00	34	2.6	8.6	3.7	000.0
17	29.6	12.1	20.9	17.5	74	23	49	05	34	4.7	9.0	3.6	000.0
18	28.5	9.9	19.2	18.6	69	28	49	00	02	6.2	9.4	5.6	000.0
19	28.1	11.0	19.6	17.1	80	35	58	00	32	4.3	8.7	4.0	000.0
20	27.9	16.2	22.1	11.7	40	29	35	02	02	6.0	8.3	4.0	000.0
21	25.0	10.0	17.5	15.0	75	32	54	00	32	7.6	5.5	5.2	000.0
22	27.1	13.0	20.1	14.1	87	48	68	00	25	2.1	6.2	2.9	000.0
23	27.2	12.8	20.0	14.4	91	35	63	00	34	4.0	0.6	2.4	000.0
24	25.9	11.7	18.8	14.2	78	32	55	36	36	5.8	0.9	2.7	000.0
25	25.2	12.0	18.6	13.2	84	37	61	14	16	8.0	6.9	4.3	000.0
26	26.5	13.1	19.8	13.4	86	58	72	02	34	5.8	3.2	2.9	000.0
27	25.7	15.7	20.7	10.0	78	52	65	11	36	8.1	0.3	2.8	000.0
28	24.5	15.5	20.0	9.0	59	31	45	36	02	8.5	0.0	4.2	000.0
29	26.0	8.6	17.3	17.4	76	46	61	00	05	7.8	6.7	4.9	000.0
30	26.6	11.8	19.2	14.8	89	53	71	00	34	3.9	4.7	3.1	000.0
31	28.5	11.5	20.0	17.0	91	42	67	00	34	2.8	7.6	3.9	000.0
Total	877	421	649	457	2222	1069	1646			166	214	133	0.0
Mean	28.3	13.6	20.9	14.7	71.7	34.5	53.1			5.4	6.9	4.3	0.0
S.D.	2.1	3.7	2.6	3.3	13.8	9.1	10.0			1.9	3.0	1.1	0.0
C.V.%	7.5	27.5	12.2	22.5	19.2	26.4	18.8			36.0	42.9	25.7	0.0
High.	32.8	23.9	28.0	19.2	91.0	58.0	72.0			8.5	9.7	6.2	0.0
Low.	24.5	8.6	17.3	8.1	38.0	15.0	33.5			2.1	0.0	2.4	0.0

DECEMBER-2024

Date	D.B. (°C)		W.B. (°C)		V.P. (mmHg)		Soil Temperature (°C)					
	I	II	I	II	I	II	5(I)	10(I)	20(I)	5(II)	10(II)	20(II)
1	16.6	28.8	14.0	17.6	10.5	8.3	20.3	21.5	27.0	32.9	29.1	27.7
2	16.4	30.6	13.8	20.0	10.3	11.1	19.9	21.0	26.9	33.8	30.0	28.0
3	18.4	31.0	15.8	20.2	11.9	11.2	21.1	22.7	27.2	33.9	30.3	28.1
4	24.2	32.4	18.8	21.4	13.0	12.4	24.0	25.1	28.0	35.1	32.0	29.1
5	21.8	31.8	18.4	21.6	13.8	13.1	24.6	25.9	28.4	34.0	31.8	28.9
6	25.2	30.0	16.0	18.8	9.3	9.5	25.0	26.1	28.9	34.5	32.0	29.2
7	18.0	29.8	15.4	19.2	11.5	10.3	22.0	23.6	28.0	33.9	30.9	28.4
8	18.2	29.0	16.0	19.4	12.3	11.0	21.8	23.5	27.7	33.8	30.4	28.1
9	15.0	27.2	11.6	14.0	8.3	4.0	19.4	21.7	27.0	33.2	28.9	27.4
10	14.0	27.0	10.8	16.2	7.8	7.3	19.0	21.1	26.8	33.0	28.0	27.1
11	13.6	28.0	10.8	17.0	8.1	7.8	18.7	20.0	26.1	33.8	28.9	27.5
12	19.6	27.0	16.0	17.2	11.5	8.4	20.0	22.1	26.7	33.5	28.8	27.3
13	20.0	27.6	13.2	17.0	7.3	8.1	20.4	22.7	27.0	34.0	29.2	27.5
14	14.8	30.0	11.0	1.4	7.6	10.5	18.7	20.4	25.8	32.1	28.9	27.0
15	15.0	29.6	13.0	19.2	10.0	10.4	19.0	21.1	25.9	32.3	29.0	26.7
16	14.8	29.0	13.0	17.6	10.2	8.2	19.1	21.0	25.7	32.0	28.7	26.6
17	16.8	28.2	14.2	16.2	10.6	6.5	19.6	21.5	25.9	31.9	28.5	26.5
18	13.8	27.8	11.0	17.0	8.2	8.0	18.7	20.2	25.0	31.8	28.3	26.1
19	14.4	27.6	12.6	18.0	9.8	9.7	18.6	20.1	25.2	31.5	28.0	26.0
20	18.0	24.8	11.4	15.0	6.1	6.9	19.0	20.3	25.3	31.3	27.7	25.8
21	12.6	26.8	10.4	17.0	8.2	8.5	18.6	20.0	24.8	32.1	28.4	26.1
22	16.0	27.0	14.8	19.8	11.9	13.0	18.9	20.4	25.0	32.8	29.0	26.8
23	14.8	25.6	14.0	17.0	11.5	9.3	19.2	20.9	25.3	32.3	28.8	26.6
24	14.0	24.8	12.0	15.2	9.3	7.2	19.0	20.5	25.0	32.0	28.7	26.5
25	14.2	26.0	12.8	17.2	10.3	9.4	19.3	20.6	25.1	32.8	29.1	26.7
26	14.8	25.4	13.6	20.0	10.9	14.2	19.4	20.5	24.9	32.5	29.0	26.3
27	17.0	24.2	14.8	18.0	11.3	11.7	19.5	20.8	25.2	32.1	28.8	26.0
28	17.0	25.6	12.8	15.8	8.5	7.5	19.1	20.6	24.9	33.9	29.6	26.8
29	12.0	26.4	10.0	19.0	8.0	12.0	17.0	19.4	24.0	33.7	29.7	26.5
30	14.0	28.0	13.0	21.4	10.7	15.1	17.8	19.6	24.5	33.9	30.0	26.8
31	13.8	28.8	13.0	20.2	10.7	12.6	18.0	19.7	24.7	34.0	30.4	27.0
Total	509	866	418	545	309	303	615	665	808	1024	911	841
Mean	16.4	27.9	13.5	17.6	10.0	9.8	19.8	21.4	26.1	33.0	29.4	27.1
S.D.	3.2	2.1	2.2	3.6	1.8	2.5	1.9	1.8	1.3	1.0	1.1	0.9
C.V.%	19.3	7.5	16.4	20.4	18.3	25.6	9.5	8.2	4.9	3.0	3.9	3.4
Highest	25.2	32.4	18.8	21.6	13.8	15.1	25.0	26.1	28.9	35.1	32.0	29.2
Lowest	12.0	24.2	10.0	1.4	6.1	4.0	17.0	19.4	24.0	31.3	27.7	25.8

APPENDIX - 2

THE STANDARD METEOROLOGICAL PERIODS AND WEEKS.					
Period No.	Week No.	Dates	Period No.	Week No.	Dates
I	01-Jan	1--7	VII	27-Jul	2--8
	2	8--14		28	9--15
	3	15--21		29	16--22
	4	22--28		30	23--29
	5	29--4		31	30--5
II	06-Feb	5--11	VIII	32-Aug	6--12
	7	12--18		33	13--19
	8	19--25		34	20--26
	9	26--4*		35	27--2
III	10-Mar	5--11	IX	36-Sep	3--9
	11	12--18		37	10--16
	12	19--25		38	17--23
	13	26--1		39	24--30
IV	14-Apr	2--8	X	40-Oct	1--7
	15	9--15		41	8--14
	16	16--22		42	15--21
	17	23--29		43	22--28
	18	30--6		44	29--4
V	19-May	7--13	XI	45-Nov	5--11
	20	14--20		46	12--18
	21	21--27		47	19--25
	22	28--3		48	26--2
VI	23-Jun	4--10	XII	49-Dec	3--9
	24	11--17		50	10--16
	25	18--24		51	17--23
	26	25--1		52	24--31

* In Leap year the week No.9 will have eight days i.e. from 26 February to 4 March.

" 52nd week will have 8 days, 24 to 31 December